

FECHA: 15/11/2020

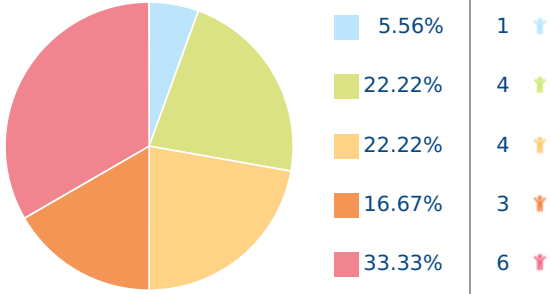
CENTRO	POBLACIÓN	CURSO	AULA
28000 - GIUNTIEOS	MADRID	3º DE EDUCACIÓN PRIMARIA	1

Prueba	Población	Sujetos	Medias	Alto > 79		Medio alto > 59 < 80		Medio > 39 < 60		Medio bajo > 19 < 40		Bajo < 20	
				N	%	N	%	N	%	N	%	N	%
IGC	Curso	18	40.72	1	5.56	4	22.22	4	22.22	3	16.67	6	33.33
	Aula	18	40.72	1	5.56	4	22.22	4	22.22	3	16.67	6	33.33
RE	Curso	18	35.61	1	5.56	1	5.56	5	27.78	5	27.78	6	33.33
	Aula	18	35.61	1	5.56	1	5.56	5	27.78	5	27.78	6	33.33
PA	Curso	18	51.5	8	44.44	0	0	1	5.56	4	22.22	5	27.78
	Aula	18	51.5	8	44.44	0	0	1	5.56	4	22.22	5	27.78
OP	Curso	18	40.33	3	16.67	3	16.67	3	16.67	2	11.11	7	38.89
	Aula	18	40.33	3	16.67	3	16.67	3	16.67	2	11.11	7	38.89
MA	Curso	18	63.39	5	27.78	7	38.89	4	22.22	0	0	2	11.11
	Aula	18	63.39	5	27.78	7	38.89	4	22.22	0	0	2	11.11
IGP	Curso	18	51.83	3	16.67	3	16.67	6	33.33	4	22.22	2	11.11
	Aula	18	51.83	3	16.67	3	16.67	6	33.33	4	22.22	2	11.11
MO	Curso	18	48.94	3	16.67	4	22.22	3	16.67	4	22.22	4	22.22
	Aula	18	48.94	3	16.67	4	22.22	3	16.67	4	22.22	4	22.22
AC	Curso	18	42.61	3	16.67	4	22.22	0	0	6	33.33	5	27.78
	Aula	18	42.61	3	16.67	4	22.22	0	0	6	33.33	5	27.78
CP	Curso	18	73.5	11	61.11	4	22.22	0	0	1	5.56	2	11.11
	Aula	18	73.5	11	61.11	4	22.22	0	0	1	5.56	2	11.11
AE	Curso	18	56.61	8	44.44	0	0	2	11.11	5	27.78	3	16.67
	Aula	18	56.61	8	44.44	0	0	2	11.11	5	27.78	3	16.67
IGL	Curso	18	41.78	3	16.67	4	22.22	2	11.11	3	16.67	6	33.33
	Aula	18	41.78	3	16.67	4	22.22	2	11.11	3	16.67	6	33.33
CL	Curso	18	40.06	3	16.67	1	5.56	4	22.22	3	16.67	7	38.89
	Aula	18	40.06	3	16.67	1	5.56	4	22.22	3	16.67	7	38.89
EF	Curso	18	80.28	12	66.67	4	22.22	0	0	1	5.56	1	5.56
	Aula	18	80.28	12	66.67	4	22.22	0	0	1	5.56	1	5.56
IGE	Curso	18	82.06	14	77.78	3	16.67	0	0	1	5.56	0	0
	Aula	18	82.06	14	77.78	3	16.67	0	0	1	5.56	0	0
OR	Curso	18	58.22	4	22.22	5	27.78	5	27.78	3	16.67	1	5.56
	Aula	18	58.22	4	22.22	5	27.78	5	27.78	3	16.67	1	5.56
GR	Curso	18	93.78	16	88.89	2	11.11	0	0	0	0	0	0
	Aula	18	93.78	16	88.89	2	11.11	0	0	0	0	0	0
OF	Curso	18	81.11	11	61.11	5	27.78	1	5.56	1	5.56	0	0
	Aula	18	81.11	11	61.11	5	27.78	1	5.56	1	5.56	0	0
IGM	Curso	18	58.33	7	38.89	3	16.67	2	11.11	2	11.11	4	22.22
	Aula	18	58.33	7	38.89	3	16.67	2	11.11	2	11.11	4	22.22
CN	Curso	18	68.17	10	55.56	2	11.11	1	5.56	3	16.67	2	11.11
	Aula	18	68.17	10	55.56	2	11.11	1	5.56	3	16.67	2	11.11
RP	Curso	18	50.44	5	27.78	5	27.78	0	0	1	5.56	7	38.89
	Aula	18	50.44	5	27.78	5	27.78	0	0	1	5.56	7	38.89

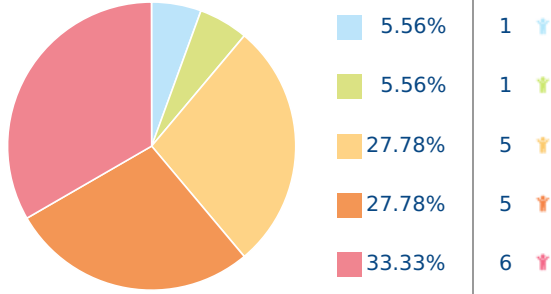
La información que se muestra en este informe es estrictamente confidencial. Refleja la situación del alumno/a y no debe ser considerada como determinante y/o definitiva.

En el Centro sólo podrá acceder a este documento el Departamento de Orientación y tutor/a y siempre con fines exclusivamente pedagógicos.

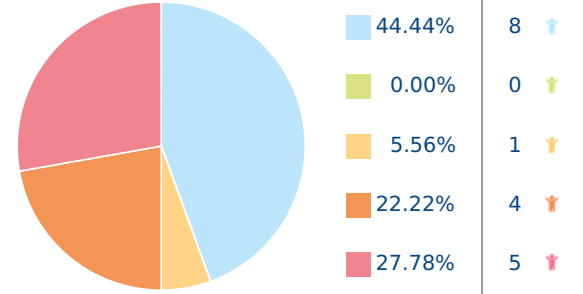
PRUEBA **IGC** MEDIA **40.72%** SUJETOS **18**



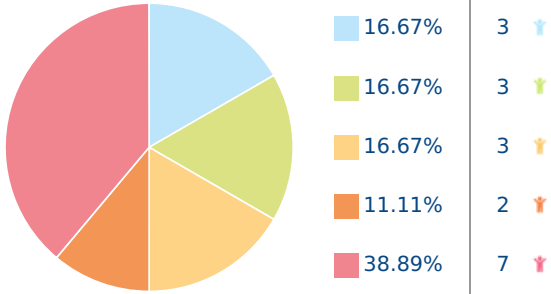
PRUEBA **RE** MEDIA **35.61%** SUJETOS **18**



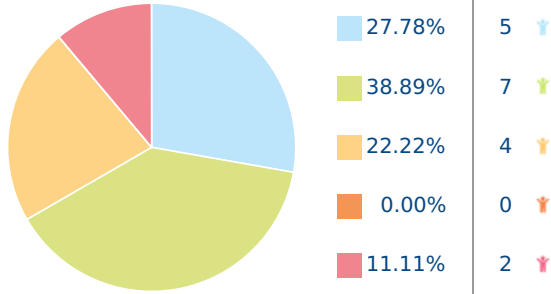
PRUEBA **PA** MEDIA **51.5%** SUJETOS **18**



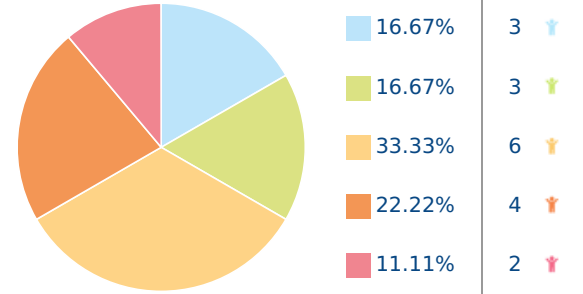
PRUEBA **OP** MEDIA **40.33%** SUJETOS **18**



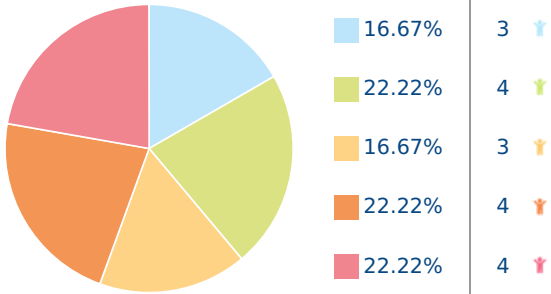
PRUEBA **MA** MEDIA **63.39%** SUJETOS **18**



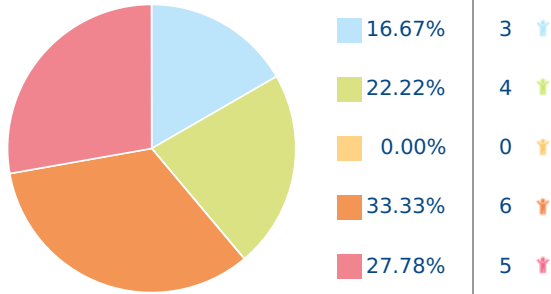
PRUEBA **IGP** MEDIA **51.83%** SUJETOS **18**



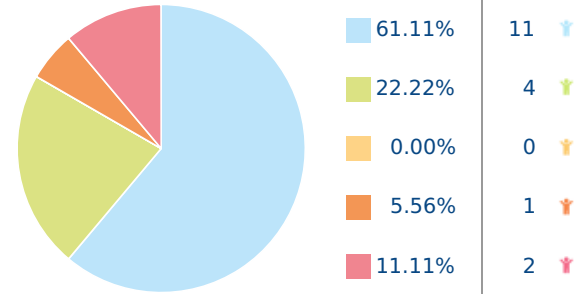
PRUEBA **MO** MEDIA **48.94%** SUJETOS **18**



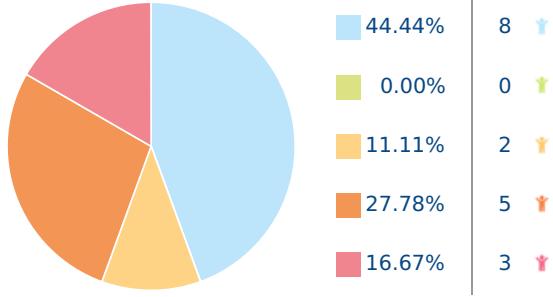
PRUEBA **AC** MEDIA **42.61%** SUJETOS **18**



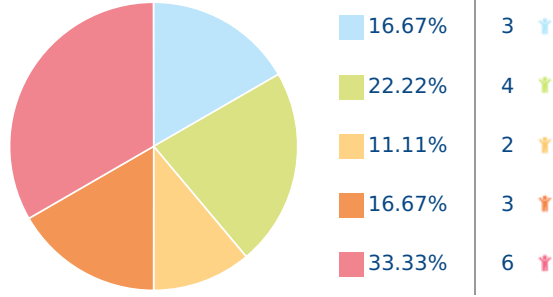
PRUEBA **CP** MEDIA **73.5%** SUJETOS **18**



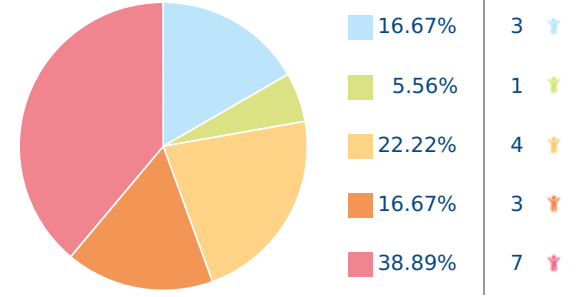
PRUEBA **AE** MEDIA **56.61%** SUJETOS **18**



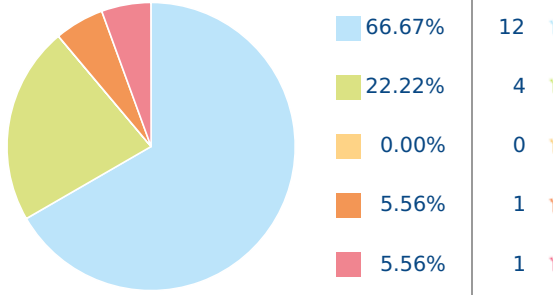
PRUEBA **IGL** MEDIA **41.78%** SUJETOS **18**



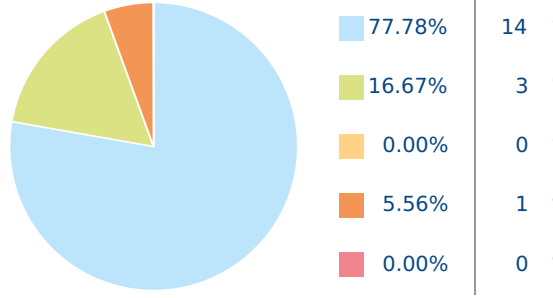
PRUEBA **CL** MEDIA **40.06%** SUJETOS **18**



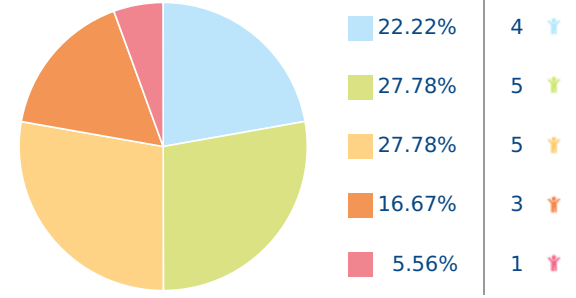
PRUEBA **EF** MEDIA **80.28%** SUJETOS **18**



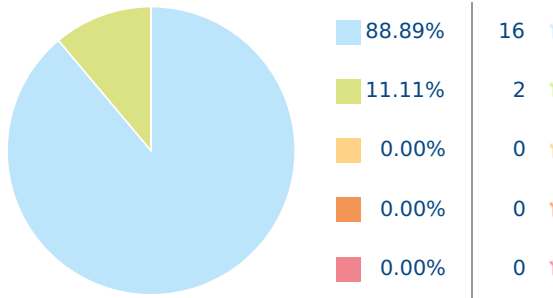
PRUEBA **IGE** MEDIA **82.06%** SUJETOS **18**



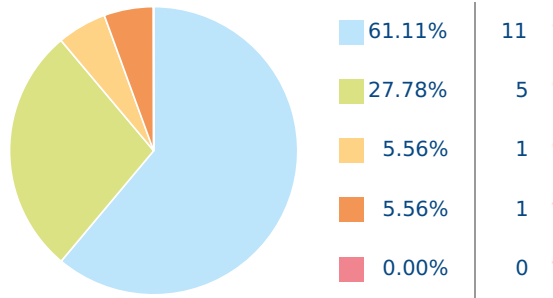
PRUEBA **OR** MEDIA **58.22%** SUJETOS **18**



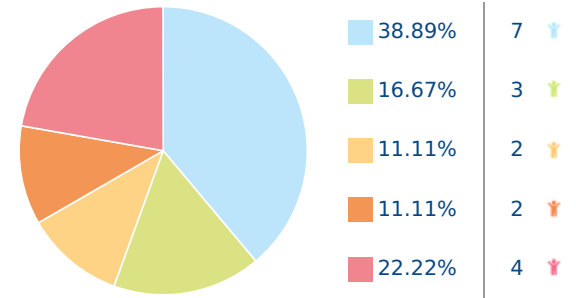
PRUEBA **GR** MEDIA **93.78%** SUJETOS **18**



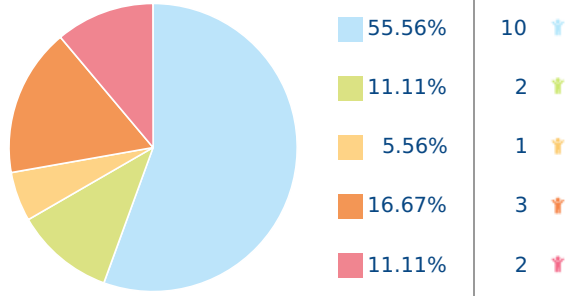
PRUEBA **OF** MEDIA **81.11%** SUJETOS **18**



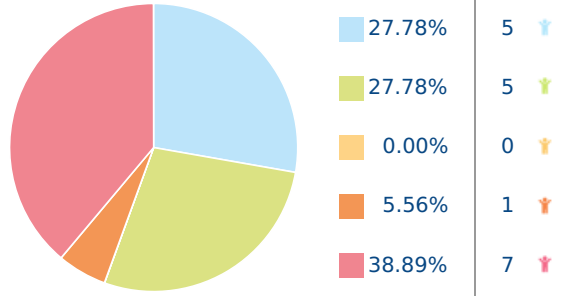
PRUEBA **IGM** MEDIA **58.33%** SUJETOS **18**



PRUEBA **CN** MEDIA **68.17%** SUJETOS **18**



PRUEBA **RP** MEDIA **50.44%** SUJETOS **18**



Alto Medio Alto Medio Medio Bajo Bajo