

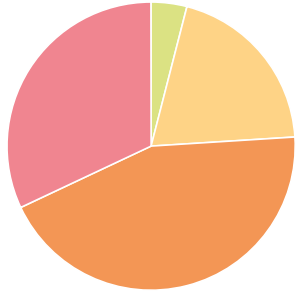
FECHA: 19/11/2020

CENTRO			POBLACIÓN				CURSO				AULA			
03624 - GIUNTIEOS			MADRID				3º ED.INFANTIL				1			
Prueba	Población	Sujetos	Medias	Alto > 79		Medio alto > 59 < 80		Medio > 39 < 60		Medio bajo > 19 < 40		Bajo < 20		
				N	%	N	%	N	%	N	%	N	%	
IGC	Curso	25	28.88	0	0	1	4	5	20	11	44	8	32	
	Aula	25	28.88	0	0	1	4	5	20	11	44	8	32	
CA	Curso	25	62.2	4	16	13	52	2	8	2	8	4	16	
	Aula	25	62.2	4	16	13	52	2	8	2	8	4	16	
SE	Curso	25	44.32	1	4	7	28	8	32	4	16	5	20	
	Aula	25	44.32	1	4	7	28	8	32	4	16	5	20	
OP	Curso	25	31.92	1	4	0	0	5	20	12	48	7	28	
	Aula	25	31.92	1	4	0	0	5	20	12	48	7	28	
MV	Curso	25	53.56	4	16	6	24	5	20	9	36	1	4	
	Aula	25	53.56	4	16	6	24	5	20	9	36	1	4	
IGL	Curso	25	80.64	15	60	7	28	3	12	0	0	0	0	
	Aula	25	80.64	15	60	7	28	3	12	0	0	0	0	
SL	Curso	25	42.92	5	20	4	16	2	8	6	24	8	32	
	Aula	25	42.92	5	20	4	16	2	8	6	24	8	32	
CO	Curso	25	89.56	21	84	3	12	1	4	0	0	0	0	
	Aula	25	89.56	21	84	3	12	1	4	0	0	0	0	
RA	Curso	25	54.64	6	24	7	28	2	8	5	20	5	20	
	Aula	25	54.64	6	24	7	28	2	8	5	20	5	20	
HF	Curso	25	72.8	8	32	12	48	5	20	0	0	0	0	
	Aula	25	72.8	8	32	12	48	5	20	0	0	0	0	
VN	Curso	25	91.2	24	96	1	4	0	0	0	0	0	0	
	Aula	25	91.2	24	96	1	4	0	0	0	0	0	0	
IGE	Curso	25	51.44	2	8	4	16	12	48	7	28	0	0	
	Aula	25	51.44	2	8	4	16	12	48	7	28	0	0	
CD	Curso	25	51.08	0	0	4	16	18	72	3	12	0	0	
	Aula	25	51.08	0	0	4	16	18	72	3	12	0	0	
GM	Curso	25	49.04	0	0	2	8	19	76	4	16	0	0	
	Aula	25	49.04	0	0	2	8	19	76	4	16	0	0	
IGM	Curso	25	63.56	11	44	7	28	1	4	2	8	4	16	
	Aula	25	63.56	11	44	7	28	1	4	2	8	4	16	
NC	Curso	25	72.8	14	56	5	20	0	0	3	12	3	12	
	Aula	25	72.8	14	56	5	20	0	0	3	12	3	12	
IGP	Curso	25	-1	0	0	0	0	0	0	0	0	25	100	
	Aula	25	-1	0	0	0	0	0	0	0	0	25	100	
NA	Curso	25	72.8	14	56	5	20	0	0	3	12	3	12	
	Aula	25	72.8	14	56	5	20	0	0	3	12	3	12	

La información que se muestra en este informe es estrictamente confidencial. Refleja la situación del alumno/a y no debe ser considerada como determinante y/o definitiva.

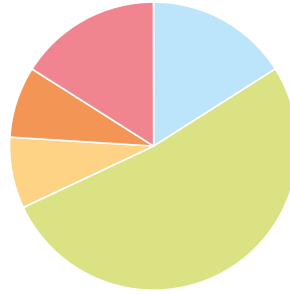
En el Centro sólo podrá acceder a este documento el Departamento de Orientación y tutor/a y siempre con fines exclusivamente pedagógicos.

PRUEBA **IGC** MEDIA **28.88%** SUJETOS **25**



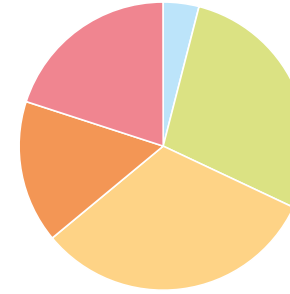
0.00%	0
4.00%	1
20.00%	5
44.00%	11
32.00%	8

PRUEBA **CA** MEDIA **62.2%** SUJETOS **25**



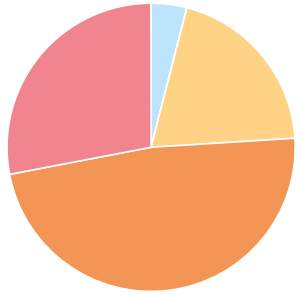
16.00%	4
52.00%	13
8.00%	2
8.00%	2
16.00%	4

PRUEBA **SS** MEDIA **44.32%** SUJETOS **25**



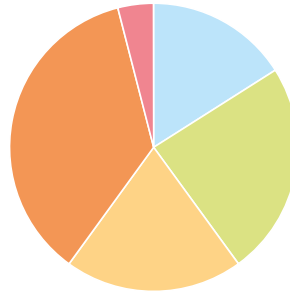
4.00%	1
28.00%	7
32.00%	8
16.00%	4
20.00%	5

PRUEBA **OP** MEDIA **31.92%** SUJETOS **25**



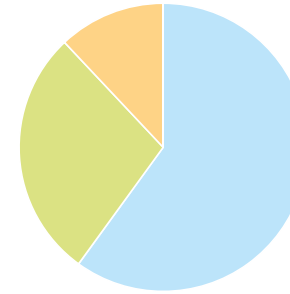
4.00%	1
0.00%	0
20.00%	5
48.00%	12
28.00%	7

PRUEBA **MV** MEDIA **53.56%** SUJETOS **25**



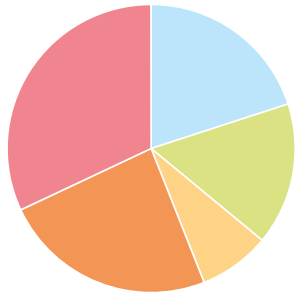
16.00%	4
24.00%	6
20.00%	5
36.00%	9
4.00%	1

PRUEBA **IGL** MEDIA **80.64%** SUJETOS **25**



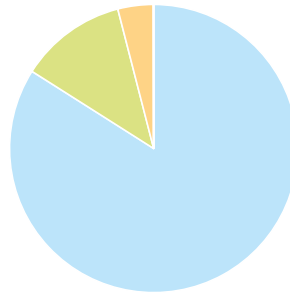
60.00%	15
28.00%	7
12.00%	3
0.00%	0
0.00%	0

PRUEBA **SL** MEDIA **42.92%** SUJETOS **25**



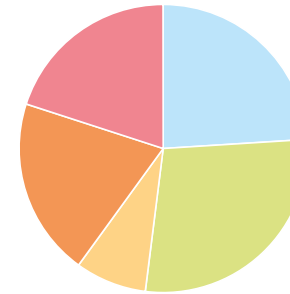
20.00%	5
16.00%	4
8.00%	2
24.00%	6
32.00%	8

PRUEBA **CO** MEDIA **89.56%** SUJETOS **25**



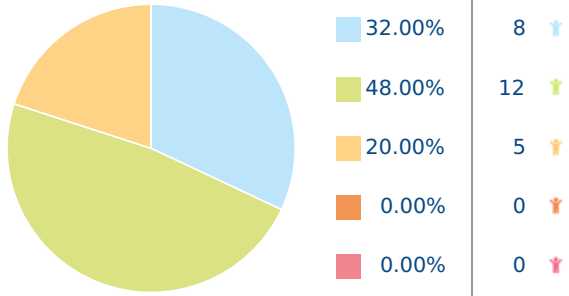
84.00%	21
12.00%	3
4.00%	1
0.00%	0
0.00%	0

PRUEBA **RA** MEDIA **54.64%** SUJETOS **25**

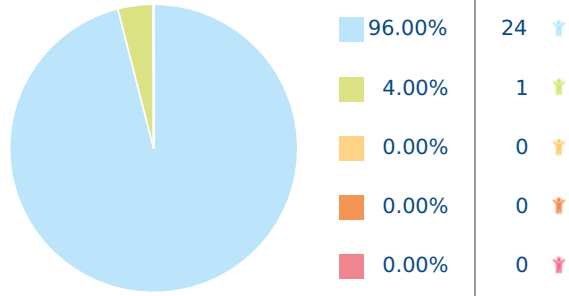


24.00%	6
28.00%	7
8.00%	2
20.00%	5
20.00%	5

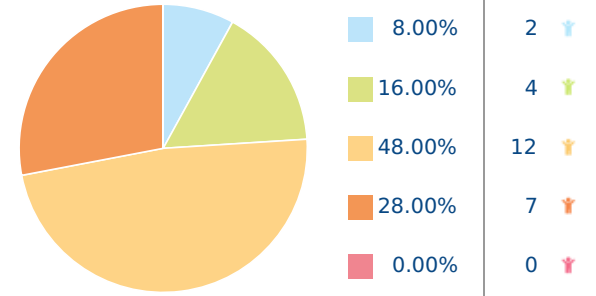
PRUEBA **HF** MEDIA **72.8%** SUJETOS **25**



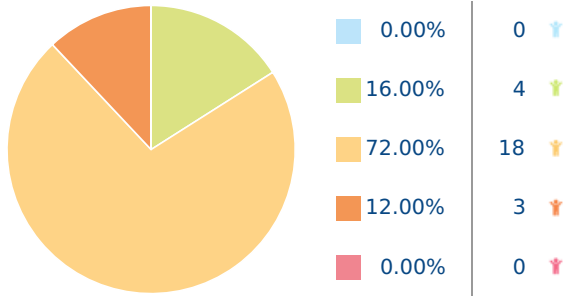
PRUEBA **VN** MEDIA **91.2%** SUJETOS **25**



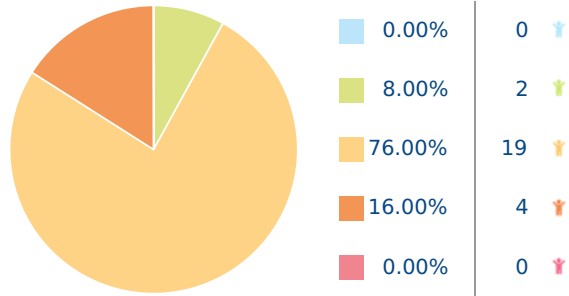
PRUEBA **IGE** MEDIA **51.44%** SUJETOS **25**



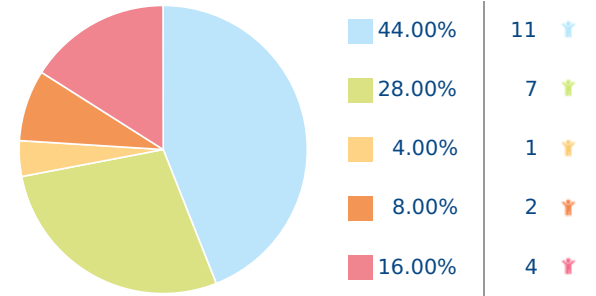
PRUEBA **CD** MEDIA **51.08%** SUJETOS **25**



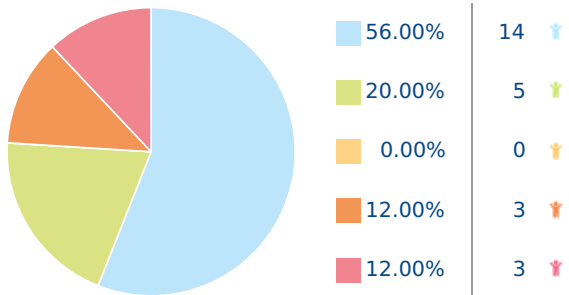
PRUEBA **GM** MEDIA **49.04%** SUJETOS **25**



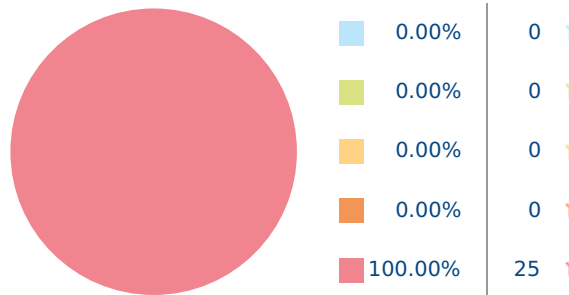
PRUEBA **IGM** MEDIA **63.56%** SUJETOS **25**



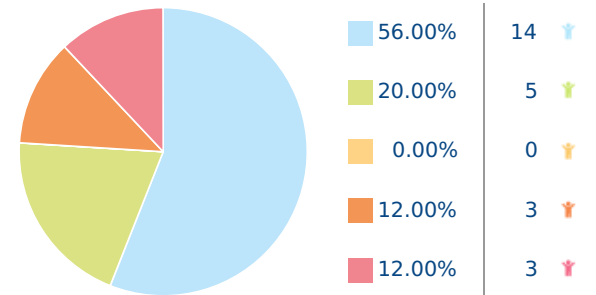
PRUEBA **NC** MEDIA **72.8%** SUJETOS **25**



PRUEBA **IGP** MEDIA **-1%** SUJETOS **25**



PRUEBA **NA** MEDIA **72.8%** SUJETOS **25**



■ Alto

■ Medio Alto

■ Medio

■ Medio Bajo

■ Bajo