

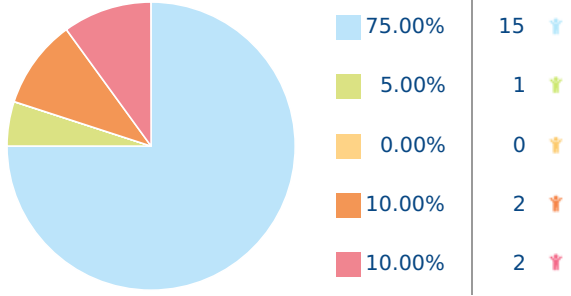
FECHA: 25/11/2020

CENTRO		POBLACIÓN				CURSO				AULA			
28000 - GIUNTIEOS		MADRID				3º DE E.S.O.				1			
Prueba	Población	Sujetos	Medias	Alto > 79		Medio alto > 59 < 80		Medio > 39 < 60		Medio bajo > 19 < 40		Bajo < 20	
				N	%	N	%	N	%	N	%	N	%
IGC	Curso	20	78.6	15	75	1	5	0	0	2	10	2	10
	Aula	20	78.6	15	75	1	5	0	0	2	10	2	10
RI	Curso	20	53.25	7	35	1	5	5	25	1	5	6	30
	Aula	20	53.25	7	35	1	5	5	25	1	5	6	30
RS	Curso	20	55.75	6	30	4	20	3	15	2	10	5	25
	Aula	20	55.75	6	30	4	20	3	15	2	10	5	25
RD	Curso	20	54.3	6	30	3	15	2	10	5	25	4	20
	Aula	20	54.3	6	30	3	15	2	10	5	25	4	20
AT	Curso	20	51.3	4	20	3	15	5	25	6	30	2	10
	Aula	20	51.3	4	20	3	15	5	25	6	30	2	10
IGP	Curso	20	95.45	20	100	0	0	0	0	0	0	0	0
	Aula	20	95.45	20	100	0	0	0	0	0	0	0	0
AP	Curso	20	98.45	20	100	0	0	0	0	0	0	0	0
	Aula	20	98.45	20	100	0	0	0	0	0	0	0	0
AF	Curso	20	91.8	16	80	2	10	2	10	0	0	0	0
	Aula	20	91.8	16	80	2	10	2	10	0	0	0	0
PC	Curso	20	98.95	20	100	0	0	0	0	0	0	0	0
	Aula	20	98.95	20	100	0	0	0	0	0	0	0	0
HS	Curso	20	65.9	11	55	1	5	1	5	1	5	6	30
	Aula	20	65.9	11	55	1	5	1	5	1	5	6	30
IGL	Curso	20	52.4	4	20	2	10	7	35	5	25	2	10
	Aula	20	52.4	4	20	2	10	7	35	5	25	2	10
CL	Curso	20	36.9	3	15	1	5	3	15	6	30	7	35
	Aula	20	36.9	3	15	1	5	3	15	6	30	7	35
PPM	Curso	20	29.75	2	10	1	5	2	10	1	5	14	70
	Aula	20	29.75	2	10	1	5	2	10	1	5	14	70
EF	Curso	20	79.05	13	65	4	20	1	5	0	0	2	10
	Aula	20	79.05	13	65	4	20	1	5	0	0	2	10
IGE	Curso	20	82.4	14	70	2	10	4	20	0	0	0	0
	Aula	20	82.4	14	70	2	10	4	20	0	0	0	0
EE	Curso	20	97.8	20	100	0	0	0	0	0	0	0	0
	Aula	20	97.8	20	100	0	0	0	0	0	0	0	0
OR	Curso	20	61.75	7	35	5	25	2	10	5	25	1	5
	Aula	20	61.75	7	35	5	25	2	10	5	25	1	5
IGM	Curso	20	49.6	4	20	4	20	4	20	3	15	5	25
	Aula	20	49.6	4	20	4	20	4	20	3	15	5	25
CN	Curso	20	50.15	5	25	3	15	3	15	5	25	4	20
	Aula	20	50.15	5	25	3	15	3	15	5	25	4	20
RP	Curso	20	53.05	5	25	2	10	7	35	4	20	2	10
	Aula	20	53.05	5	25	2	10	7	35	4	20	2	10
ET	Curso	40	55.65	18	45	2	5	2	5	12	30	6	15
	Aula	40	55.65	18	45	2	5	2	5	12	30	6	15

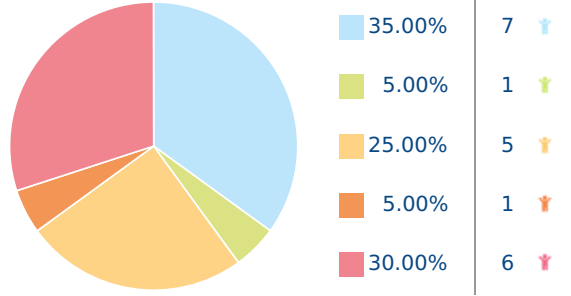
La información que se muestra en este informe es estrictamente confidencial. Refleja la situación del alumno/a y no debe ser considerada como determinante y/o definitiva.

En el Centro sólo podrá acceder a este documento el Departamento de Orientación y tutor/a y siempre con fines exclusivamente pedagógicos.

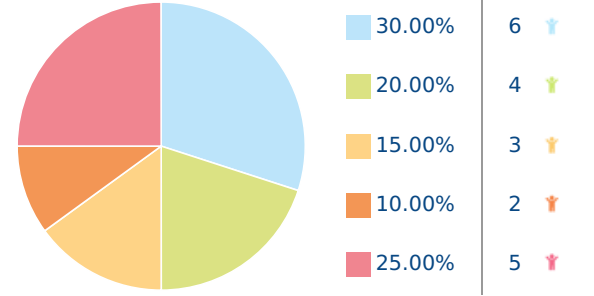
PRUEBA **IGC** MEDIA **78.6%** SUJETOS **20**



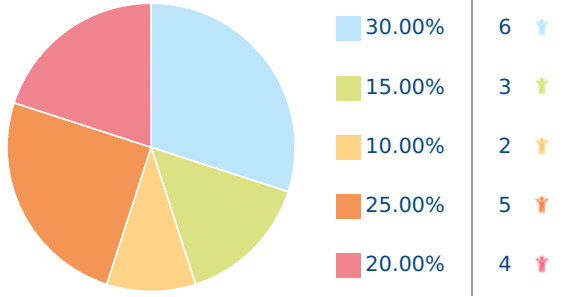
PRUEBA **RI** MEDIA **53.25%** SUJETOS **20**



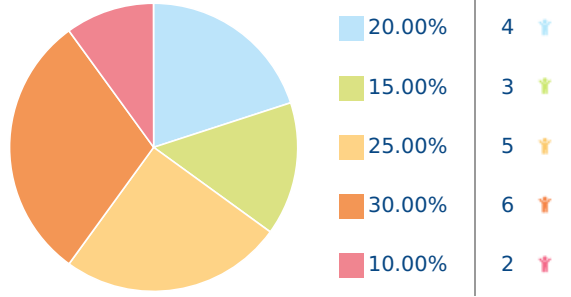
PRUEBA **RE** MEDIA **55.75%** SUJETOS **20**



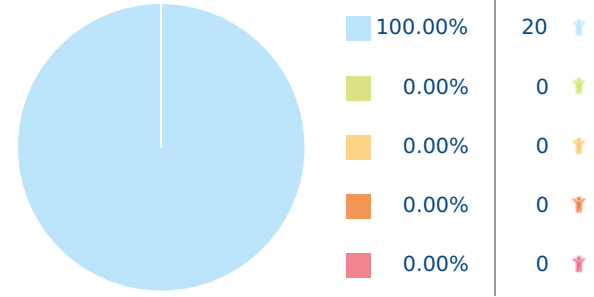
PRUEBA **RD** MEDIA **54.3%** SUJETOS **20**



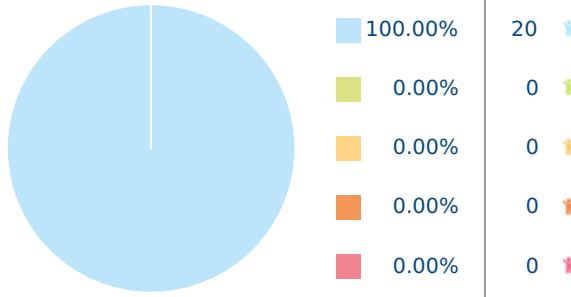
PRUEBA **MA** MEDIA **51.3%** SUJETOS **20**



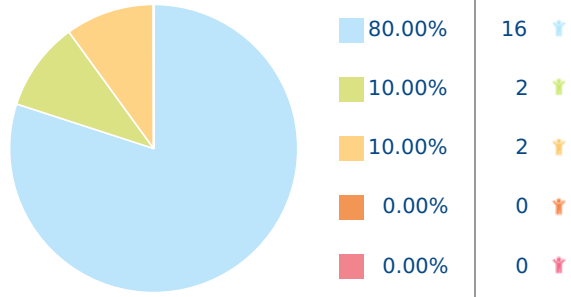
PRUEBA **IGP** MEDIA **95.45%** SUJETOS **20**



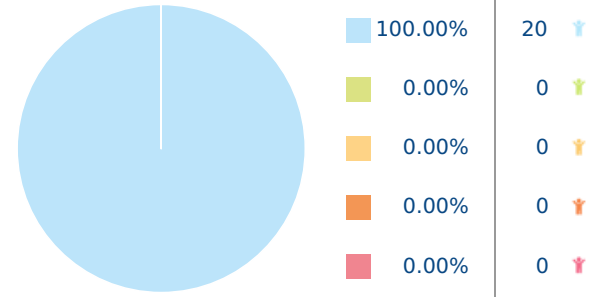
PRUEBA **AP** MEDIA **98.45%** SUJETOS **20**



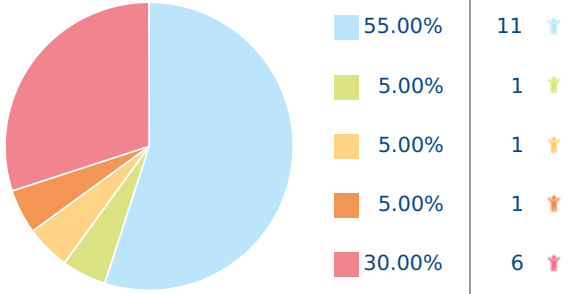
PRUEBA **AF** MEDIA **91.8%** SUJETOS **20**



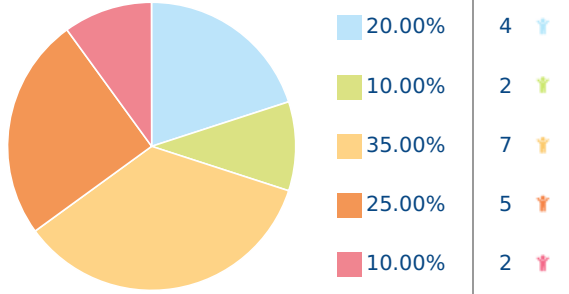
PRUEBA **PC** MEDIA **98.95%** SUJETOS **20**



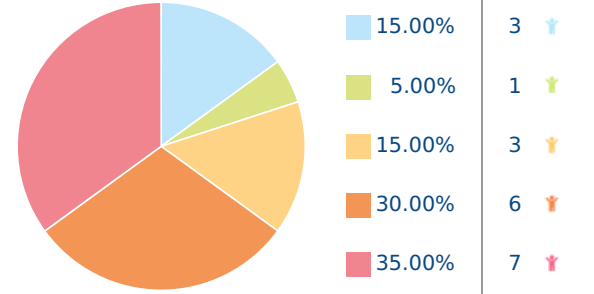
PRUEBA **HS** MEDIA **65.9%** SUJETOS **20**



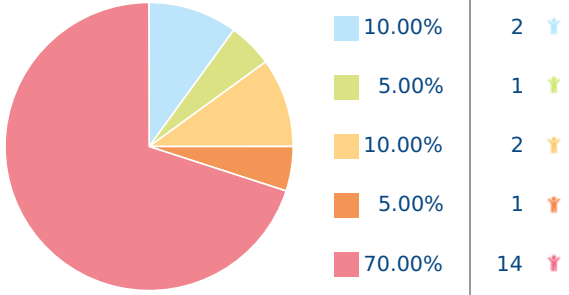
PRUEBA **IGL** MEDIA **52.4%** SUJETOS **20**



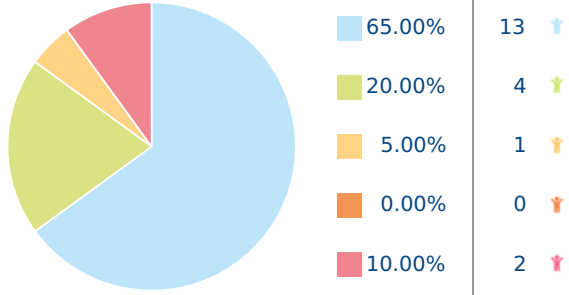
PRUEBA **CL** MEDIA **36.9%** SUJETOS **20**



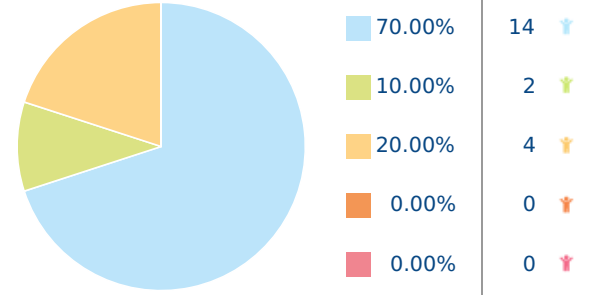
PRUEBA **V2** MEDIA **29.75%** SUJETOS **20**



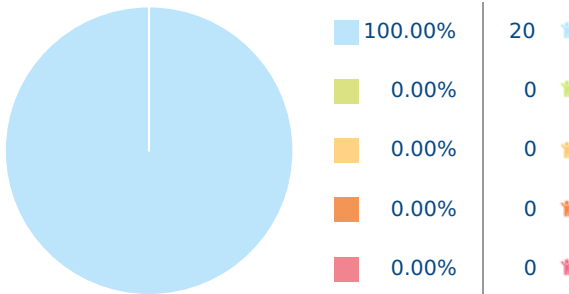
PRUEBA **EF** MEDIA **79.05%** SUJETOS **20**



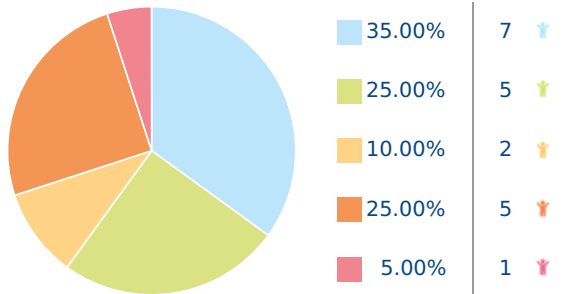
PRUEBA **IGE** MEDIA **82.4%** SUJETOS **20**



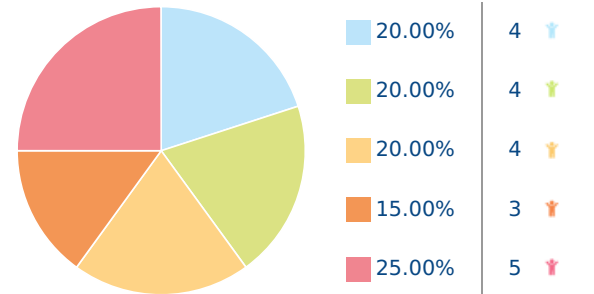
PRUEBA **EE** MEDIA **97.8%** SUJETOS **20**



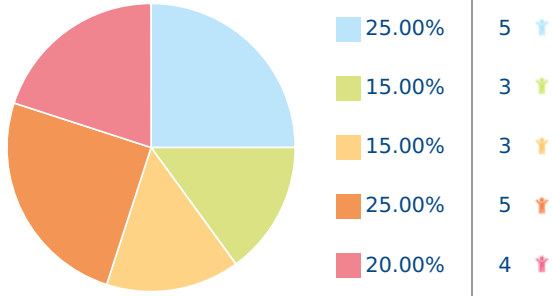
PRUEBA **OR** MEDIA **61.75%** SUJETOS **20**



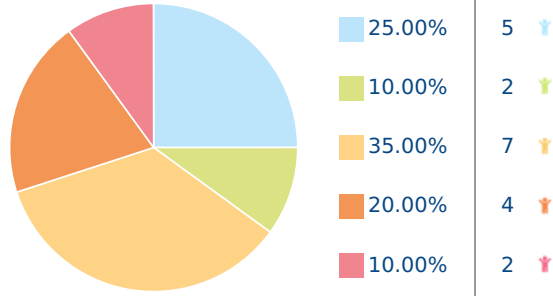
PRUEBA **IGM** MEDIA **49.6%** SUJETOS **20**



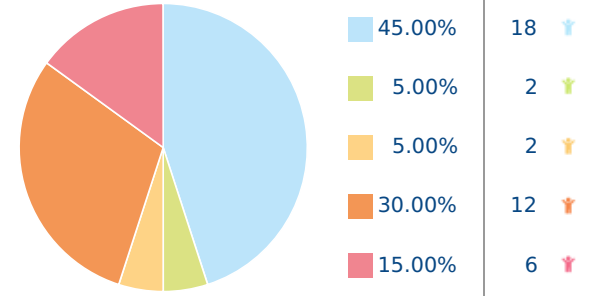
PRUEBA **CN** MEDIA **50.15%** SUJETOS **20**



PRUEBA **RP** MEDIA **53.05%** SUJETOS **20**



PRUEBA **ET** MEDIA **55.65%** SUJETOS **40**



Alto Medio Alto Medio Medio Bajo Bajo