

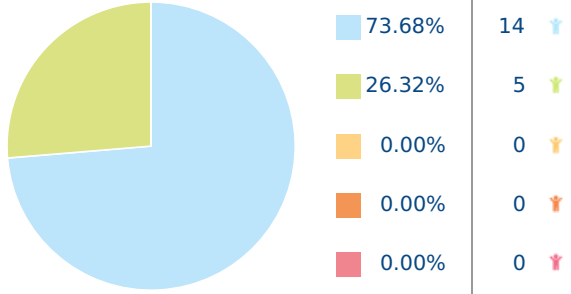
FECHA: 15/11/2020

CENTRO		POBLACIÓN				CURSO				AULA			
28000 - GIUNTIEOS		MADRID				2º DE E.S.O.				1			
Prueba	Población	Sujetos	Medias	Alto > 79		Medio alto > 59 < 80		Medio > 39 < 60		Medio bajo > 19 < 40		Bajo < 20	
				N	%	N	%	N	%	N	%	N	%
IGC	Curso	19	83.37	14	73.68	5	26.32	0	0	0	0	0	0
	Aula	19	83.37	14	73.68	5	26.32	0	0	0	0	0	0
RI	Curso	19	75.63	9	47.37	6	31.58	4	21.05	0	0	0	0
	Aula	19	75.63	9	47.37	6	31.58	4	21.05	0	0	0	0
RS	Curso	19	66.42	10	52.63	2	10.53	0	0	6	31.58	1	5.26
	Aula	19	66.42	10	52.63	2	10.53	0	0	6	31.58	1	5.26
RD	Curso	19	87.16	15	78.95	4	21.05	0	0	0	0	0	0
	Aula	19	87.16	15	78.95	4	21.05	0	0	0	0	0	0
AT	Curso	19	91.32	18	94.74	1	5.26	0	0	0	0	0	0
	Aula	19	91.32	18	94.74	1	5.26	0	0	0	0	0	0
IGP	Curso	19	14.37	1	5.26	0	0	0	0	0	0	18	94.74
	Aula	19	14.37	1	5.26	0	0	0	0	0	0	18	94.74
AP	Curso	19	15.58	1	5.26	0	0	0	0	1	5.26	17	89.47
	Aula	19	15.58	1	5.26	0	0	0	0	1	5.26	17	89.47
AF	Curso	19	15.21	1	5.26	0	0	0	0	0	0	18	94.74
	Aula	19	15.21	1	5.26	0	0	0	0	0	0	18	94.74
PC	Curso	19	16.32	1	5.26	0	0	0	0	1	5.26	17	89.47
	Aula	19	16.32	1	5.26	0	0	0	0	1	5.26	17	89.47
HS	Curso	19	13.05	0	0	1	5.26	0	0	0	0	18	94.74
	Aula	19	13.05	0	0	1	5.26	0	0	0	0	18	94.74
IGL	Curso	19	72.74	9	47.37	6	31.58	1	5.26	3	15.79	0	0
	Aula	19	72.74	9	47.37	6	31.58	1	5.26	3	15.79	0	0
CL	Curso	19	61.32	5	26.32	5	26.32	5	26.32	3	15.79	1	5.26
	Aula	19	61.32	5	26.32	5	26.32	5	26.32	3	15.79	1	5.26
PPM	Curso	19	65.68	4	21.05	6	31.58	9	47.37	0	0	0	0
	Aula	19	65.68	4	21.05	6	31.58	9	47.37	0	0	0	0
EF	Curso	19	81.53	16	84.21	1	5.26	1	5.26	1	5.26	0	0
	Aula	19	81.53	16	84.21	1	5.26	1	5.26	1	5.26	0	0
IGE	Curso	19	77.95	11	57.89	5	26.32	2	10.53	1	5.26	0	0
	Aula	19	77.95	11	57.89	5	26.32	2	10.53	1	5.26	0	0
EE	Curso	19	91.89	16	84.21	2	10.53	1	5.26	0	0	0	0
	Aula	19	91.89	16	84.21	2	10.53	1	5.26	0	0	0	0
OR	Curso	19	50.42	3	15.79	2	10.53	8	42.11	4	21.05	2	10.53
	Aula	19	50.42	3	15.79	2	10.53	8	42.11	4	21.05	2	10.53
IGM	Curso	19	57.63	5	26.32	3	15.79	5	26.32	6	31.58	0	0
	Aula	19	57.63	5	26.32	3	15.79	5	26.32	6	31.58	0	0
CN	Curso	19	82.47	14	73.68	4	21.05	0	0	1	5.26	0	0
	Aula	19	82.47	14	73.68	4	21.05	0	0	1	5.26	0	0
RP	Curso	19	45.89	5	26.32	1	5.26	2	10.53	7	36.84	4	21.05
	Aula	19	45.89	5	26.32	1	5.26	2	10.53	7	36.84	4	21.05
ET	Curso	38	52.63	10	26.32	6	15.79	10	26.32	8	21.05	4	10.53
	Aula	38	52.63	10	26.32	6	15.79	10	26.32	8	21.05	4	10.53

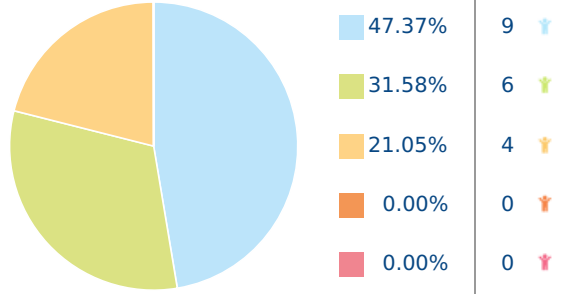
La información que se muestra en este informe es estrictamente confidencial. Refleja la situación del alumno/a y no debe ser considerada como determinante y/o definitiva.

En el Centro sólo podrá acceder a este documento el Departamento de Orientación y tutor/a y siempre con fines exclusivamente pedagógicos.

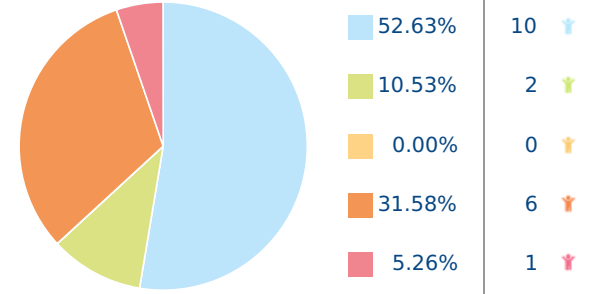
PRUEBA **IGC** MEDIA **83.37%** SUJETOS **19**



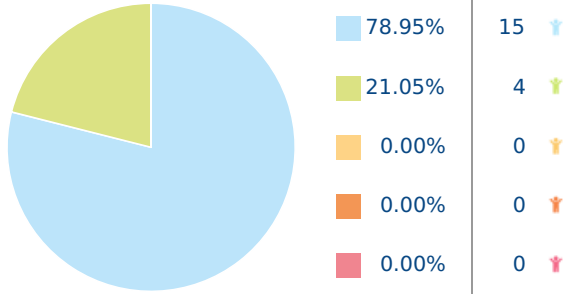
PRUEBA **RI** MEDIA **75.63%** SUJETOS **19**



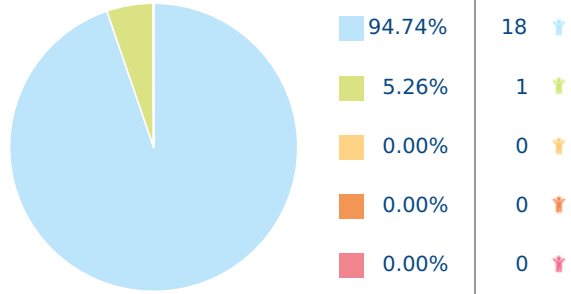
PRUEBA **RE** MEDIA **66.42%** SUJETOS **19**



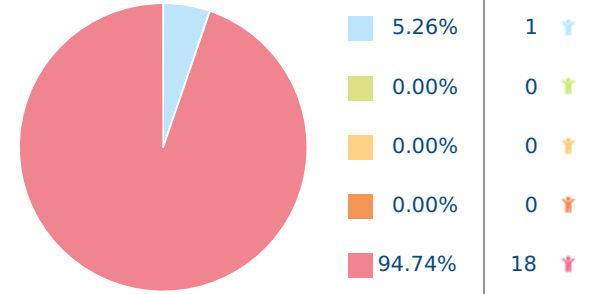
PRUEBA **RD** MEDIA **87.16%** SUJETOS **19**



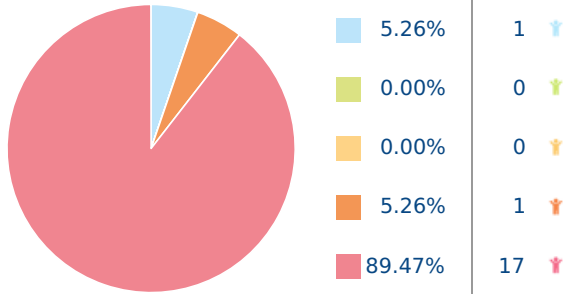
PRUEBA **MA** MEDIA **91.32%** SUJETOS **19**



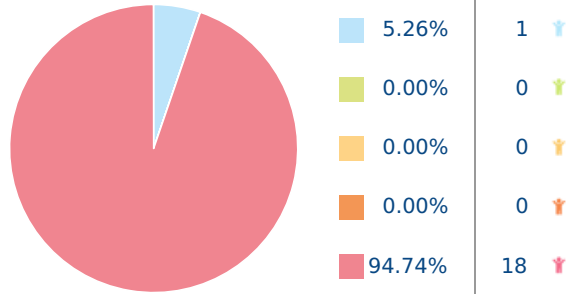
PRUEBA **IGP** MEDIA **14.37%** SUJETOS **19**



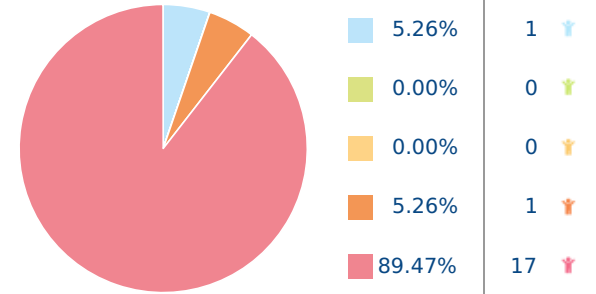
PRUEBA **AP** MEDIA **15.58%** SUJETOS **19**



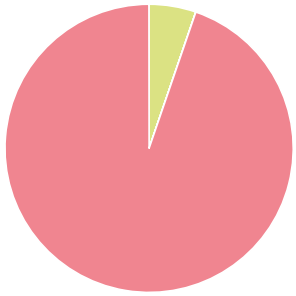
PRUEBA **AF** MEDIA **15.21%** SUJETOS **19**



PRUEBA **PC** MEDIA **16.32%** SUJETOS **19**

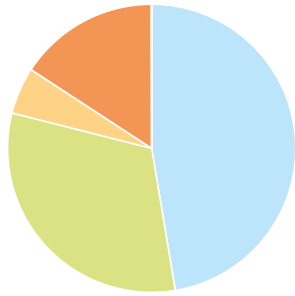


PRUEBA **HS** MEDIA **13.05%** SUJETOS **19**



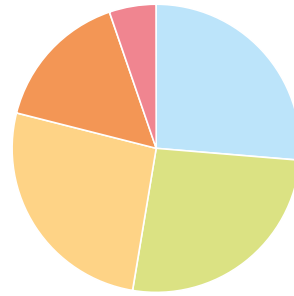
0.00%	0	👎
5.26%	1	👎
0.00%	0	👎
0.00%	0	👎
94.74%	18	👎

PRUEBA **IGL** MEDIA **72.74%** SUJETOS **19**



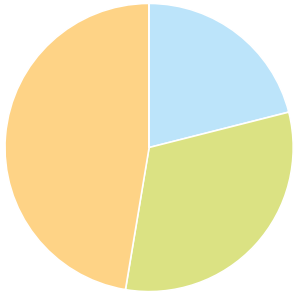
47.37%	9	👎
31.58%	6	👎
5.26%	1	👎
15.79%	3	👎
0.00%	0	👎

PRUEBA **CL** MEDIA **61.32%** SUJETOS **19**



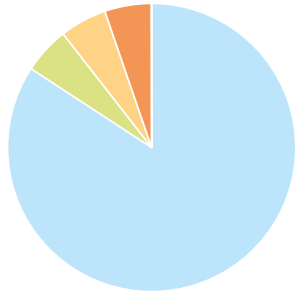
26.32%	5	👎
26.32%	5	👎
26.32%	5	👎
15.79%	3	👎
5.26%	1	👎

PRUEBA **V2** MEDIA **65.68%** SUJETOS **19**



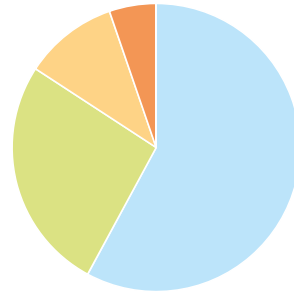
21.05%	4	👎
31.58%	6	👎
47.37%	9	👎
0.00%	0	👎
0.00%	0	👎

PRUEBA **EF** MEDIA **81.53%** SUJETOS **19**



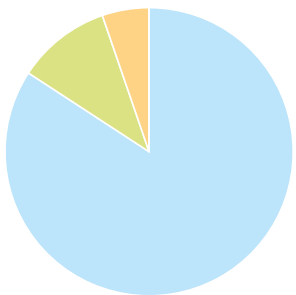
84.21%	16	👎
5.26%	1	👎
5.26%	1	👎
5.26%	1	👎
0.00%	0	👎

PRUEBA **IGE** MEDIA **77.95%** SUJETOS **19**



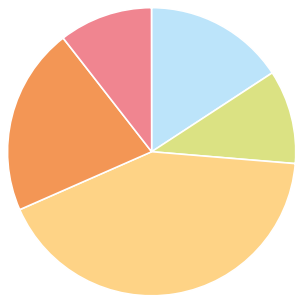
57.89%	11	👎
26.32%	5	👎
10.53%	2	👎
5.26%	1	👎
0.00%	0	👎

PRUEBA **EE** MEDIA **91.89%** SUJETOS **19**



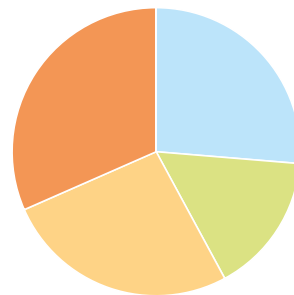
84.21%	16	👎
10.53%	2	👎
5.26%	1	👎
0.00%	0	👎
0.00%	0	👎

PRUEBA **OR** MEDIA **50.42%** SUJETOS **19**



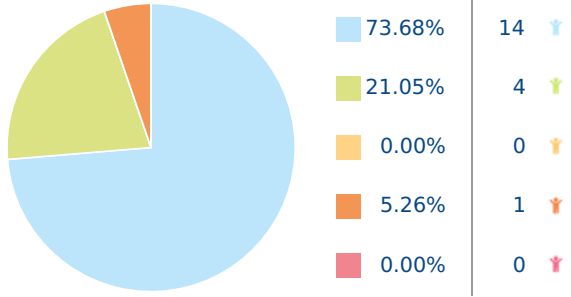
15.79%	3	👎
10.53%	2	👎
42.11%	8	👎
21.05%	4	👎
10.53%	2	👎

PRUEBA **IGM** MEDIA **57.63%** SUJETOS **19**

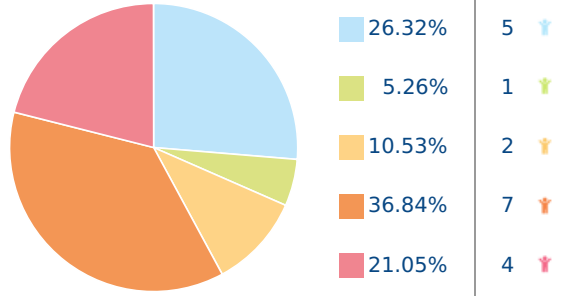


26.32%	5	👎
15.79%	3	👎
26.32%	5	👎
31.58%	6	👎
0.00%	0	👎

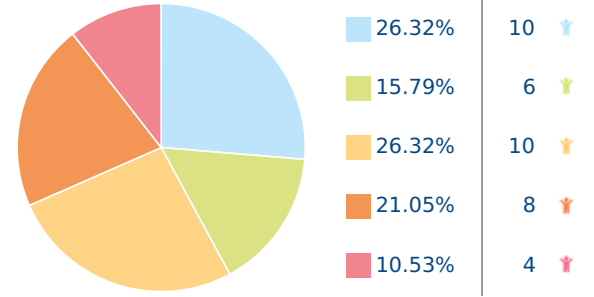
PRUEBA **CN** MEDIA **82.47%** SUJETOS **19**



PRUEBA **RP** MEDIA **45.89%** SUJETOS **19**



PRUEBA **ET** MEDIA **52.63%** SUJETOS **38**



Alto Medio Alto Medio Medio Bajo Bajo