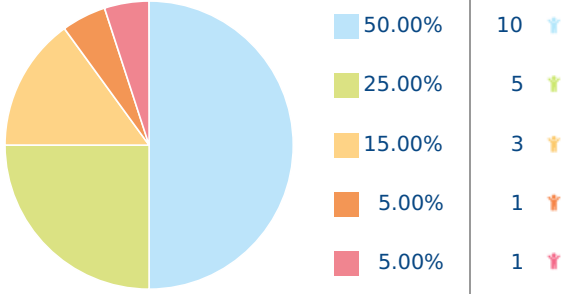


FECHA: 18/11/2020

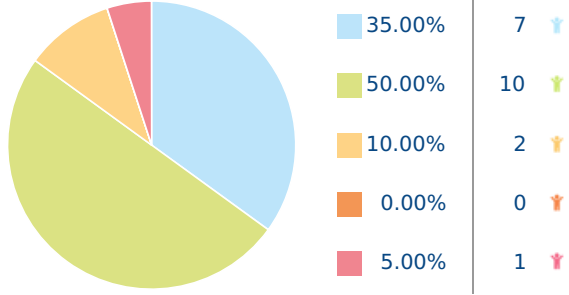
CENTRO		POBLACIÓN				CURSO				AULA			
28000 - GIUNTIEOS		MADRID				1º DE E.S.O.				1			
Prueba	Población	Sujetos	Medias	Alto > 79		Medio alto > 59 < 80		Medio > 39 < 60		Medio bajo > 19 < 40		Bajo < 20	
				N	%	N	%	N	%	N	%	N	%
IGC	Curso	20	72.3	10	50	5	25	3	15	1	5	1	5
	Aula	20	72.3	10	50	5	25	3	15	1	5	1	5
RI	Curso	20	71.7	7	35	10	50	2	10	0	0	1	5
	Aula	20	71.7	7	35	10	50	2	10	0	0	1	5
RS	Curso	20	36	1	5	0	0	7	35	6	30	6	30
	Aula	20	36	1	5	0	0	7	35	6	30	6	30
RD	Curso	20	75.7	12	60	4	20	2	10	0	0	2	10
	Aula	20	75.7	12	60	4	20	2	10	0	0	2	10
AT	Curso	20	55.45	7	35	5	25	2	10	1	5	5	25
	Aula	20	55.45	7	35	5	25	2	10	1	5	5	25
IGP	Curso	20	65.7	6	30	6	30	5	25	3	15	0	0
	Aula	20	65.7	6	30	6	30	5	25	3	15	0	0
MO	Curso	20	57.2	7	35	3	15	4	20	2	10	4	20
	Aula	20	57.2	7	35	3	15	4	20	2	10	4	20
AC	Curso	20	63.15	8	40	3	15	3	15	5	25	1	5
	Aula	20	63.15	8	40	3	15	3	15	5	25	1	5
CP	Curso	20	80.75	13	65	4	20	2	10	1	5	0	0
	Aula	20	80.75	13	65	4	20	2	10	1	5	0	0
AE	Curso	20	60.85	6	30	5	25	4	20	3	15	2	10
	Aula	20	60.85	6	30	5	25	4	20	3	15	2	10
IGL	Curso	20	52.2	3	15	4	20	7	35	4	20	2	10
	Aula	20	52.2	3	15	4	20	7	35	4	20	2	10
CL	Curso	20	53.35	4	20	4	20	7	35	1	5	4	20
	Aula	20	53.35	4	20	4	20	7	35	1	5	4	20
PPM	Curso	20	58.5	3	15	7	35	6	30	3	15	1	5
	Aula	20	58.5	3	15	7	35	6	30	3	15	1	5
EF	Curso	20	70.6	10	50	3	15	5	25	1	5	1	5
	Aula	20	70.6	10	50	3	15	5	25	1	5	1	5
IGE	Curso	20	74.5	11	55	4	20	2	10	3	15	0	0
	Aula	20	74.5	11	55	4	20	2	10	3	15	0	0
EE	Curso	20	90.45	17	85	3	15	0	0	0	0	0	0
	Aula	20	90.45	17	85	3	15	0	0	0	0	0	0
OR	Curso	20	73.35	13	65	2	10	1	5	1	5	3	15
	Aula	20	73.35	13	65	2	10	1	5	1	5	3	15
OF	Curso	20	38.1	3	15	1	5	3	15	6	30	7	35
	Aula	20	38.1	3	15	1	5	3	15	6	30	7	35
IGM	Curso	20	66.15	6	30	8	40	3	15	3	15	0	0
	Aula	20	66.15	6	30	8	40	3	15	3	15	0	0
CN	Curso	20	59	3	15	5	25	9	45	3	15	0	0
	Aula	20	59	3	15	5	25	9	45	3	15	0	0
RP	Curso	20	63.4	6	30	4	20	6	30	2	10	2	10
	Aula	20	63.4	6	30	4	20	6	30	2	10	2	10
ET	Curso	40	58.6	12	30	6	15	10	25	6	15	6	15
	Aula	40	58.6	12	30	6	15	10	25	6	15	6	15

La información que se muestra en este informe es estrictamente confidencial. Refleja la situación del alumno/a y no debe ser considerada como determinante y/o definitiva.
 En el Centro sólo podrá acceder a este documento el Departamento de Orientación y tutor/a y siempre con fines exclusivamente pedagógicos.

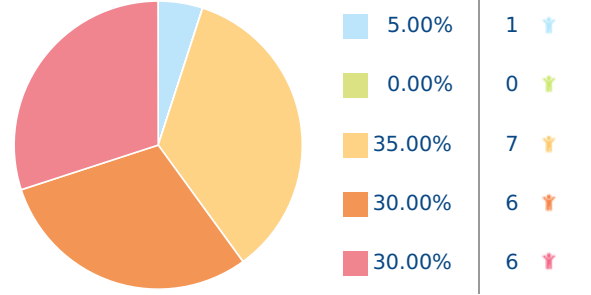
PRUEBA **IGC** MEDIA **72.3%** SUJETOS **20**



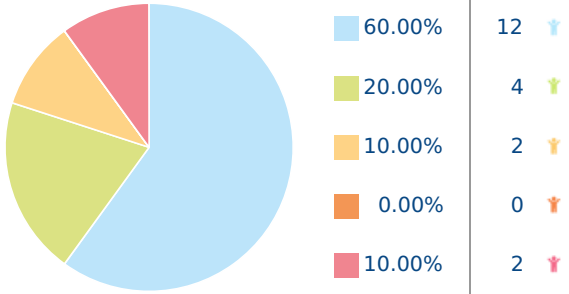
PRUEBA **RI** MEDIA **71.7%** SUJETOS **20**



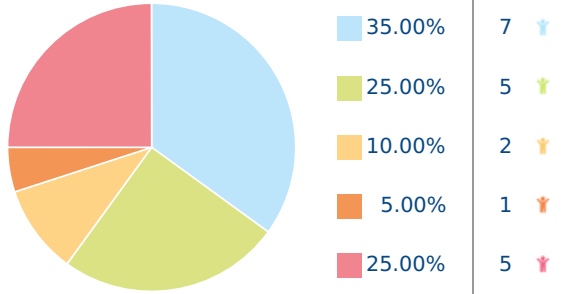
PRUEBA **RE** MEDIA **36%** SUJETOS **20**



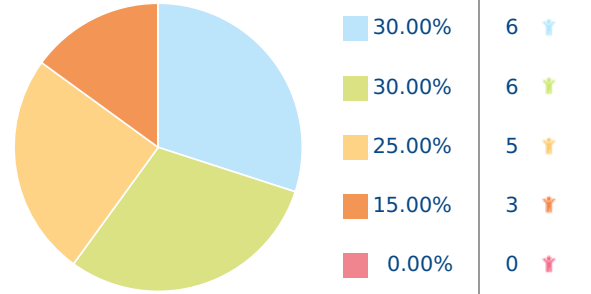
PRUEBA **RD** MEDIA **75.7%** SUJETOS **20**



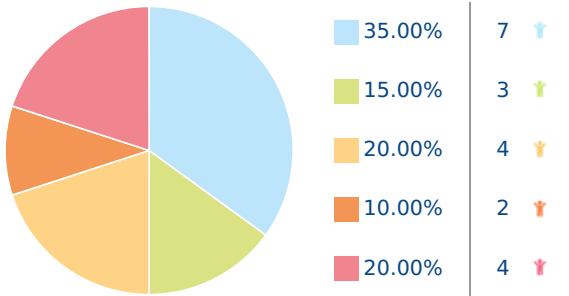
PRUEBA **MA** MEDIA **55.45%** SUJETOS **20**



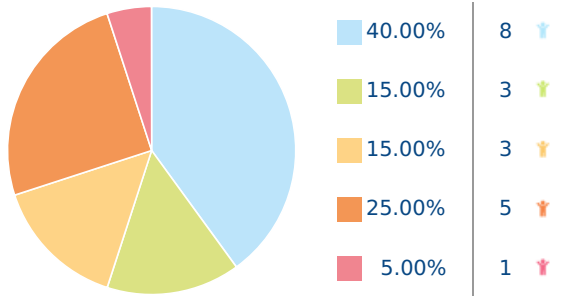
PRUEBA **IGP** MEDIA **65.7%** SUJETOS **20**



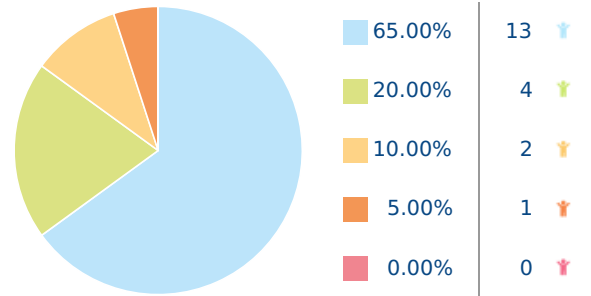
PRUEBA **MO** MEDIA **57.2%** SUJETOS **20**



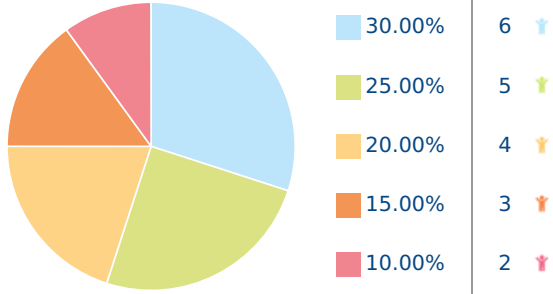
PRUEBA **AC** MEDIA **63.15%** SUJETOS **20**



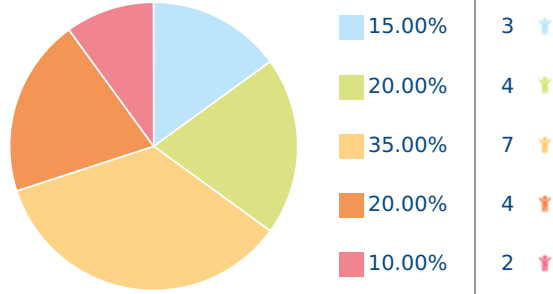
PRUEBA **CP** MEDIA **80.75%** SUJETOS **20**



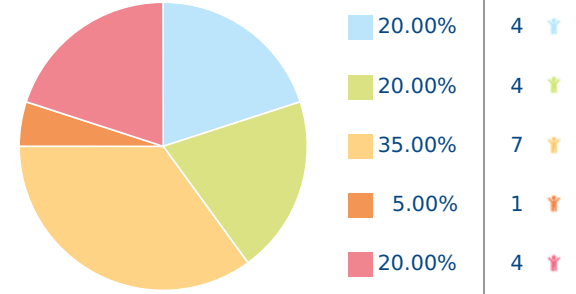
PRUEBA **AE** MEDIA **60.85%** SUJETOS **20**



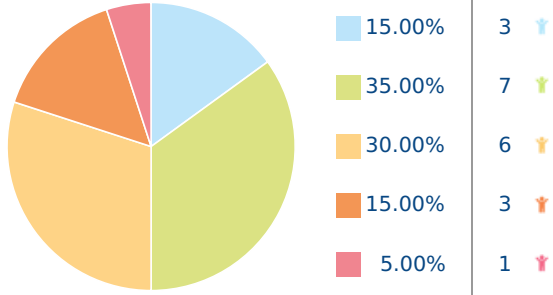
PRUEBA **IGL** MEDIA **52.2%** SUJETOS **20**



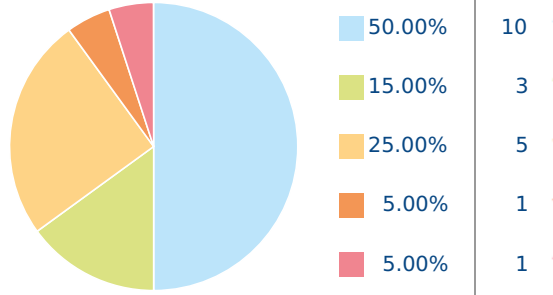
PRUEBA **CL** MEDIA **53.35%** SUJETOS **20**



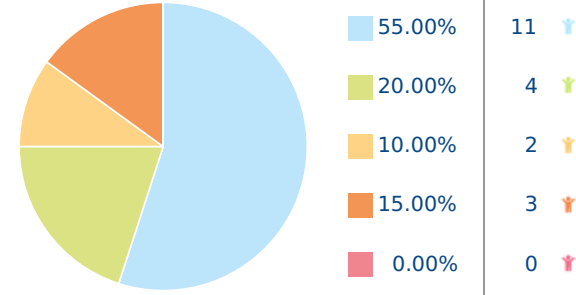
PRUEBA **V2** MEDIA **58.5%** SUJETOS **20**



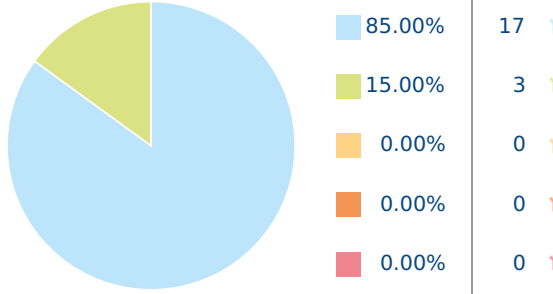
PRUEBA **EF** MEDIA **70.6%** SUJETOS **20**



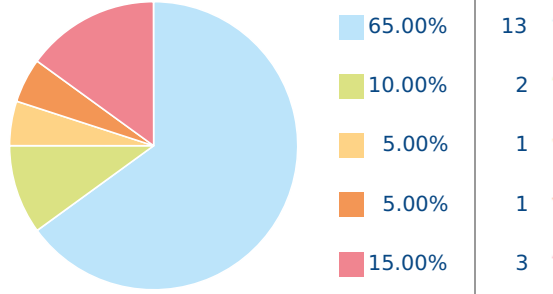
PRUEBA **IGE** MEDIA **74.5%** SUJETOS **20**



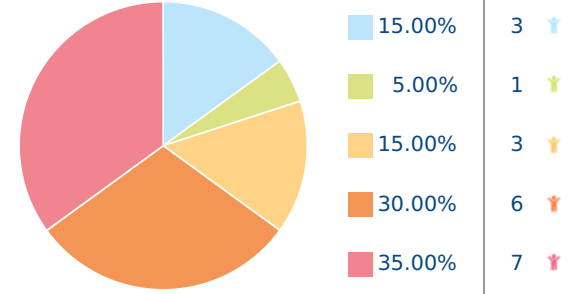
PRUEBA **EE** MEDIA **90.45%** SUJETOS **20**



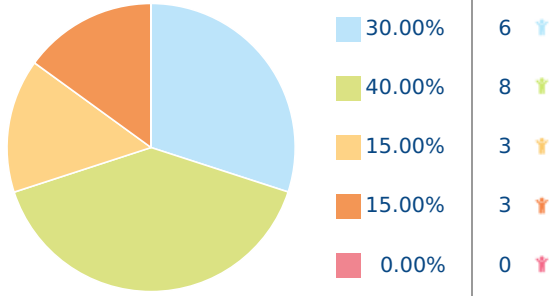
PRUEBA **OR** MEDIA **73.35%** SUJETOS **20**



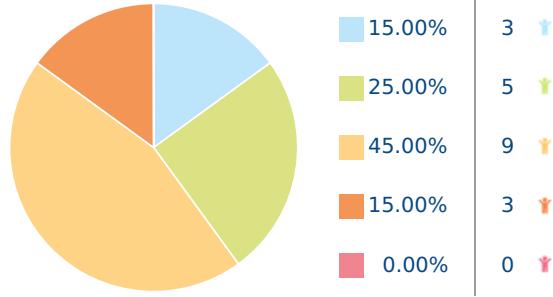
PRUEBA **OF** MEDIA **38.1%** SUJETOS **20**



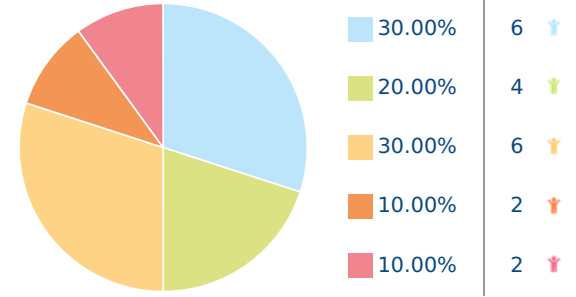
PRUEBA **IGM** MEDIA **66.15%** SUJETOS **20**



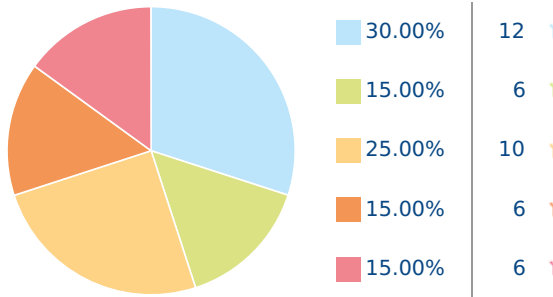
PRUEBA **CN** MEDIA **59%** SUJETOS **20**



PRUEBA **RP** MEDIA **63.4%** SUJETOS **20**



PRUEBA **ET** MEDIA **58.6%** SUJETOS **40**



Alto Medio Alto Medio Medio Bajo Bajo