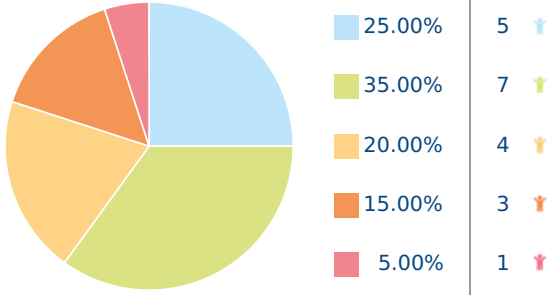


FECHA: 20/10/2020

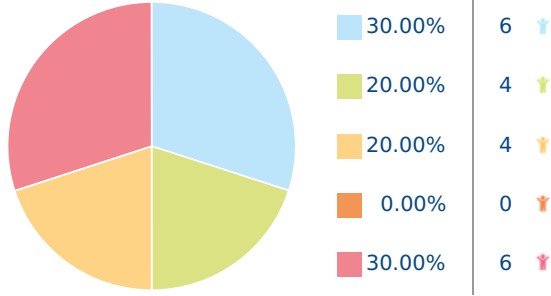
CENTRO		POBLACIÓN				CURSO				AULA			
28000 - GIUNTIEOS		MADRID				6º DE EDUCACIÓN PRIMARIA				1			
Prueba	Población	Sujetos	Medias	Alto > 79		Medio alto > 59 < 80		Medio > 39 < 60		Medio bajo > 19 < 40		Bajo < 20	
				N	%	N	%	N	%	N	%	N	%
IGC	Curso	20	61.9	5	25	7	35	4	20	3	15	1	5
	Aula	20	61.9	5	25	7	35	4	20	3	15	1	5
RE	Curso	20	57.2	6	30	4	20	4	20	0	0	6	30
	Aula	20	57.2	6	30	4	20	4	20	0	0	6	30
PA	Curso	20	60.5	7	35	4	20	2	10	6	30	1	5
	Aula	20	60.5	7	35	4	20	2	10	6	30	1	5
OP	Curso	20	53.6	6	30	3	15	3	15	5	25	3	15
	Aula	20	53.6	6	30	3	15	3	15	5	25	3	15
MA	Curso	20	72.55	10	50	3	15	4	20	3	15	0	0
	Aula	20	72.55	10	50	3	15	4	20	3	15	0	0
IGP	Curso	20	59.05	4	20	4	20	8	40	4	20	0	0
	Aula	20	59.05	4	20	4	20	8	40	4	20	0	0
MO	Curso	20	61.25	6	30	5	25	4	20	4	20	1	5
	Aula	20	61.25	6	30	5	25	4	20	4	20	1	5
AC	Curso	20	68.2	5	25	7	35	6	30	2	10	0	0
	Aula	20	68.2	5	25	7	35	6	30	2	10	0	0
CP	Curso	20	60.95	7	35	3	15	4	20	4	20	2	10
	Aula	20	60.95	7	35	3	15	4	20	4	20	2	10
AE	Curso	20	40.25	2	10	1	5	7	35	5	25	5	25
	Aula	20	40.25	2	10	1	5	7	35	5	25	5	25
IGL	Curso	20	50.9	1	5	7	35	7	35	3	15	2	10
	Aula	20	50.9	1	5	7	35	7	35	3	15	2	10
CL	Curso	20	58.55	4	20	6	30	6	30	2	10	2	10
	Aula	20	58.55	4	20	6	30	6	30	2	10	2	10
EF	Curso	20	33.5	1	5	0	0	8	40	6	30	5	25
	Aula	20	33.5	1	5	0	0	8	40	6	30	5	25
PPM	Curso	20	43.95	3	15	3	15	3	15	4	20	7	35
	Aula	20	43.95	3	15	3	15	3	15	4	20	7	35
IGE	Curso	20	47	3	15	2	10	7	35	6	30	2	10
	Aula	20	47	3	15	2	10	7	35	6	30	2	10
OR	Curso	20	21.1	2	10	0	0	1	5	0	0	17	85
	Aula	20	21.1	2	10	0	0	1	5	0	0	17	85
GR	Curso	20	80.4	11	55	7	35	2	10	0	0	0	0
	Aula	20	80.4	11	55	7	35	2	10	0	0	0	0
OF	Curso	20	86.05	16	80	2	10	1	5	0	0	1	5
	Aula	20	86.05	16	80	2	10	1	5	0	0	1	5
IGM	Curso	20	69.8	8	40	7	35	3	15	1	5	1	5
	Aula	20	69.8	8	40	7	35	3	15	1	5	1	5
CN	Curso	20	74.75	12	60	3	15	1	5	4	20	0	0
	Aula	20	74.75	12	60	3	15	1	5	4	20	0	0
RP	Curso	20	60.7	6	30	5	25	6	30	2	10	1	5
	Aula	20	60.7	6	30	5	25	6	30	2	10	1	5

La información que se muestra en este informe es estrictamente confidencial. Refleja la situación del alumno/a y no debe ser considerada como determinante y/o definitiva.
 En el Centro sólo podrá acceder a este documento el Departamento de Orientación y tutor/a y siempre con fines exclusivamente pedagógicos.

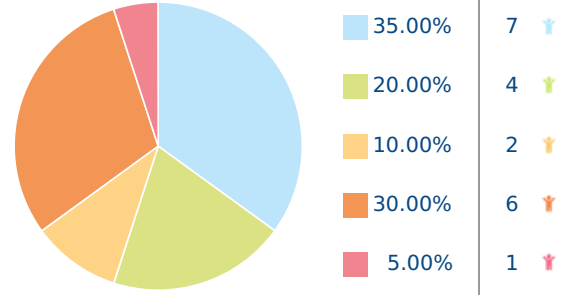
PRUEBA **IGC** MEDIA **61.9%** SUJETOS **20**



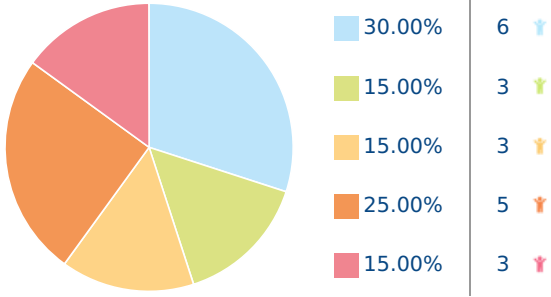
PRUEBA **RE** MEDIA **57.2%** SUJETOS **20**



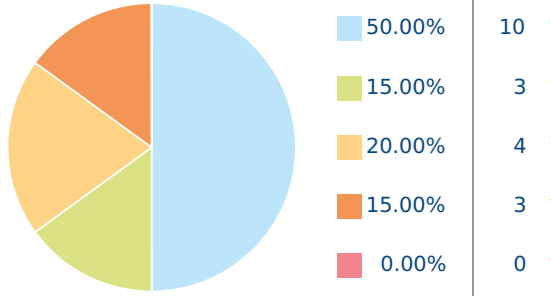
PRUEBA **PA** MEDIA **60.5%** SUJETOS **20**



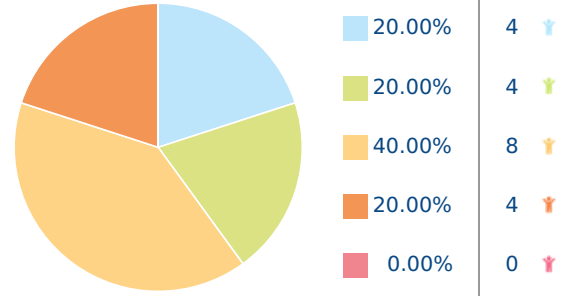
PRUEBA **OP** MEDIA **53.6%** SUJETOS **20**



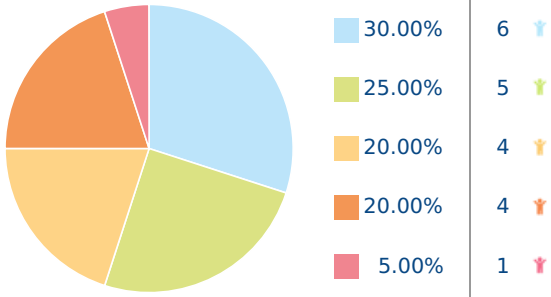
PRUEBA **MA** MEDIA **72.55%** SUJETOS **20**



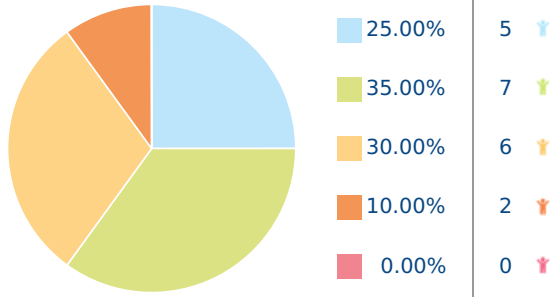
PRUEBA **IGP** MEDIA **59.05%** SUJETOS **20**



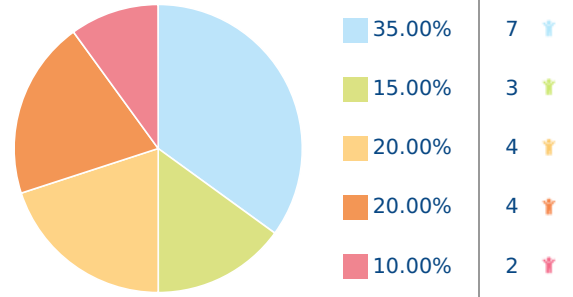
PRUEBA **MO** MEDIA **61.25%** SUJETOS **20**



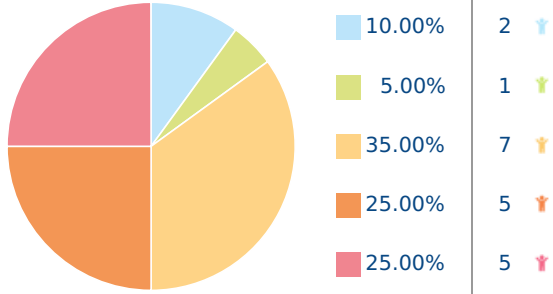
PRUEBA **AC** MEDIA **68.2%** SUJETOS **20**



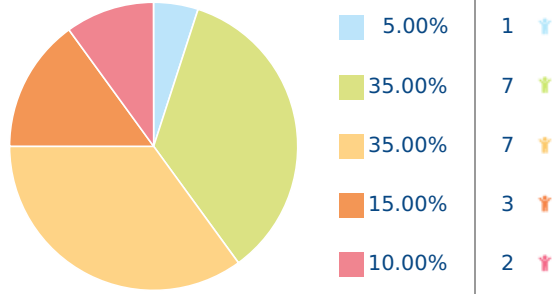
PRUEBA **CP** MEDIA **60.95%** SUJETOS **20**



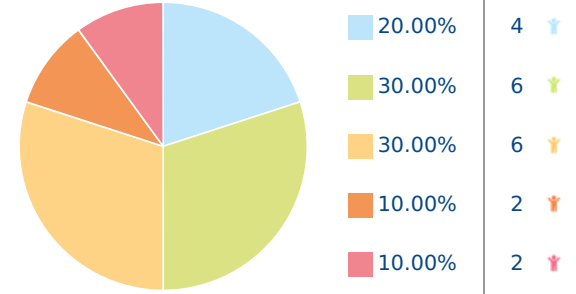
PRUEBA **AE** MEDIA **40.25%** SUJETOS **20**



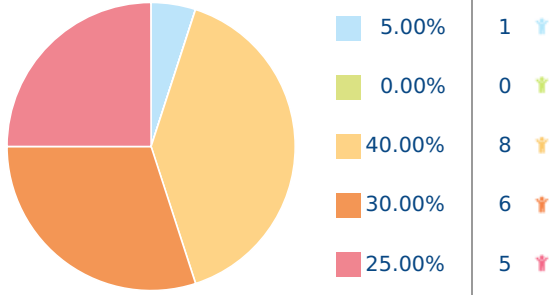
PRUEBA **IGL** MEDIA **50.9%** SUJETOS **20**



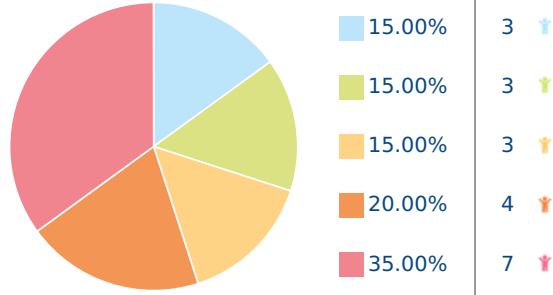
PRUEBA **CL** MEDIA **58.55%** SUJETOS **20**



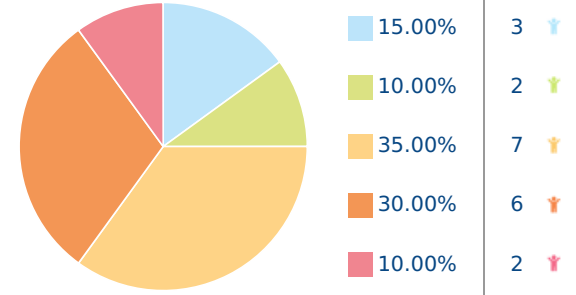
PRUEBA **EF** MEDIA **33.5%** SUJETOS **20**



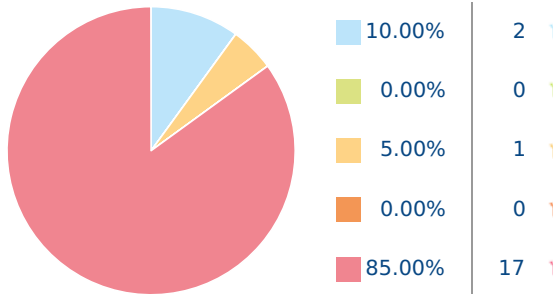
PRUEBA **V2** MEDIA **43.95%** SUJETOS **20**



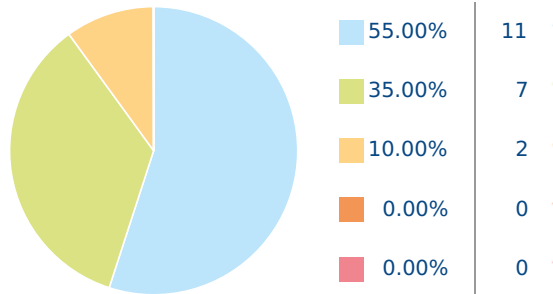
PRUEBA **IGE** MEDIA **47%** SUJETOS **20**



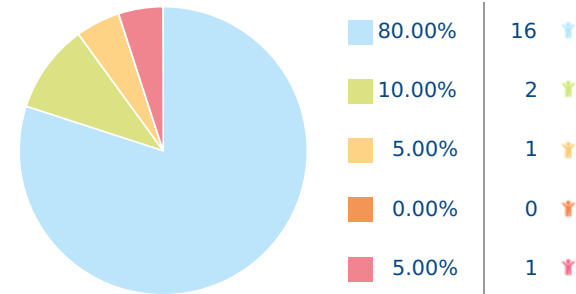
PRUEBA **OR** MEDIA **21.1%** SUJETOS **20**



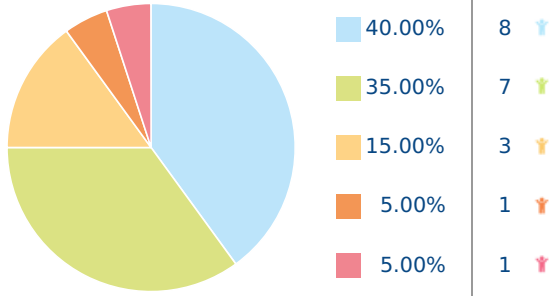
PRUEBA **GR** MEDIA **80.4%** SUJETOS **20**



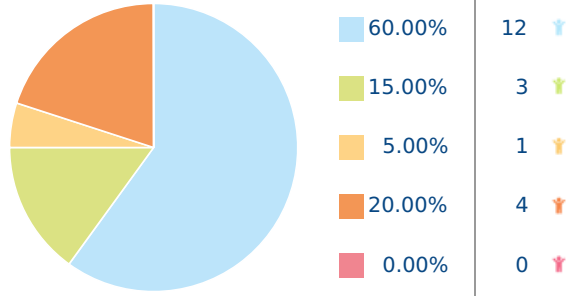
PRUEBA **OF** MEDIA **86.05%** SUJETOS **20**



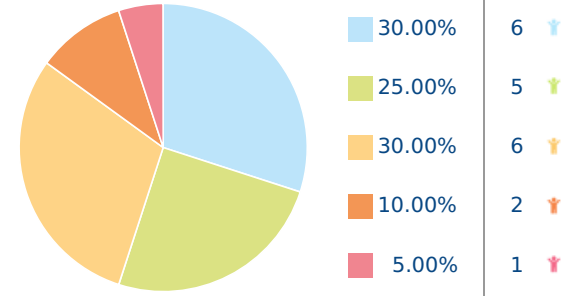
PRUEBA **IGM** MEDIA **69.8%** SUJETOS **20**



PRUEBA **CN** MEDIA **74.75%** SUJETOS **20**



PRUEBA **RP** MEDIA **60.7%** SUJETOS **20**



Alto Medio Alto Medio Medio Bajo Bajo