

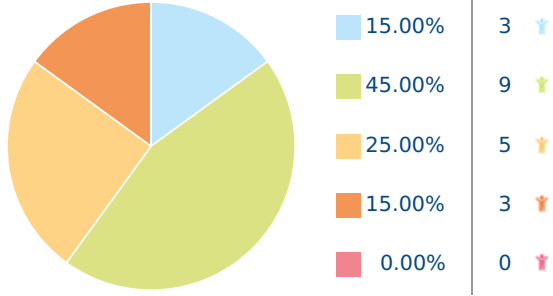
FECHA: 27/11/2020

CENTRO		POBLACIÓN				CURSO				AULA			
28000 - GIUNTIEOS		MADRID				6º DE EDUCACIÓN PRIMARIA				1			
Prueba	Población	Sujetos	Medias	Alto > 79		Medio alto > 59 < 80		Medio > 39 < 60		Medio bajo > 19 < 40		Bajo < 20	
				N	%	N	%	N	%	N	%	N	%
IGC	Curso	20	62.95	3	15	9	45	5	25	3	15	0	0
	Aula	20	62.95	3	15	9	45	5	25	3	15	0	0
RE	Curso	20	51.4	6	30	3	15	4	20	1	5	6	30
	Aula	20	51.4	6	30	3	15	4	20	1	5	6	30
PA	Curso	20	80.3	12	60	6	30	0	0	2	10	0	0
	Aula	20	80.3	12	60	6	30	0	0	2	10	0	0
OP	Curso	20	67.9	11	55	2	10	2	10	2	10	3	15
	Aula	20	67.9	11	55	2	10	2	10	2	10	3	15
MA	Curso	20	57.15	6	30	5	25	3	15	4	20	2	10
	Aula	20	57.15	6	30	5	25	3	15	4	20	2	10
IGP	Curso	20	60.6	4	20	7	35	8	40	1	5	0	0
	Aula	20	60.6	4	20	7	35	8	40	1	5	0	0
MO	Curso	20	60.9	3	15	8	40	6	30	3	15	0	0
	Aula	20	60.9	3	15	8	40	6	30	3	15	0	0
AC	Curso	20	58.65	3	15	7	35	6	30	1	5	3	15
	Aula	20	58.65	3	15	7	35	6	30	1	5	3	15
CP	Curso	20	70.2	10	50	5	25	4	20	1	5	0	0
	Aula	20	70.2	10	50	5	25	4	20	1	5	0	0
AE	Curso	20	43.7	2	10	3	15	3	15	9	45	3	15
	Aula	20	43.7	2	10	3	15	3	15	9	45	3	15
IGL	Curso	20	58.15	2	10	8	40	5	25	5	25	0	0
	Aula	20	58.15	2	10	8	40	5	25	5	25	0	0
CL	Curso	20	56.75	2	10	7	35	7	35	3	15	1	5
	Aula	20	56.75	2	10	7	35	7	35	3	15	1	5
EF	Curso	20	47.85	4	20	4	20	1	5	7	35	4	20
	Aula	20	47.85	4	20	4	20	1	5	7	35	4	20
PPM	Curso	20	68.95	8	40	7	35	3	15	0	0	2	10
	Aula	20	68.95	8	40	7	35	3	15	0	0	2	10
IGE	Curso	20	68.4	4	20	12	60	3	15	1	5	0	0
	Aula	20	68.4	4	20	12	60	3	15	1	5	0	0
OR	Curso	20	35	2	10	3	15	2	10	3	15	10	50
	Aula	20	35	2	10	3	15	2	10	3	15	10	50
GR	Curso	20	80.25	14	70	4	20	2	10	0	0	0	0
	Aula	20	80.25	14	70	4	20	2	10	0	0	0	0
OF	Curso	20	28.25	1	5	0	0	3	15	11	55	5	25
	Aula	20	28.25	1	5	0	0	3	15	11	55	5	25
IGM	Curso	20	67.2	7	35	8	40	2	10	1	5	2	10
	Aula	20	67.2	7	35	8	40	2	10	1	5	2	10
CN	Curso	20	81.8	15	75	3	15	0	0	1	5	1	5
	Aula	20	81.8	15	75	3	15	0	0	1	5	1	5
RP	Curso	20	69.3	9	45	6	30	2	10	1	5	2	10
	Aula	20	69.3	9	45	6	30	2	10	1	5	2	10

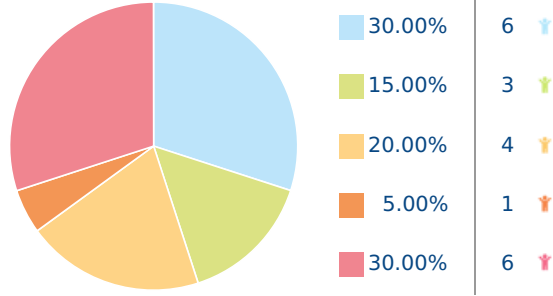
La información que se muestra en este informe es estrictamente confidencial. Refleja la situación del alumno/a y no debe ser considerada como determinante y/o definitiva.

En el Centro sólo podrá acceder a este documento el Departamento de Orientación y tutor/a y siempre con fines exclusivamente pedagógicos.

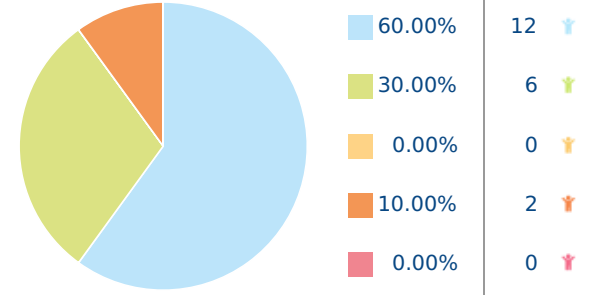
PRUEBA **IGC** MEDIA **62.95%** SUJETOS **20**



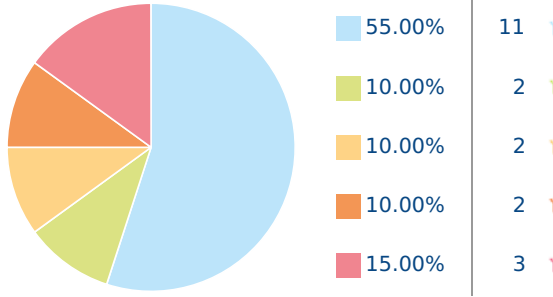
PRUEBA **RE** MEDIA **51.4%** SUJETOS **20**



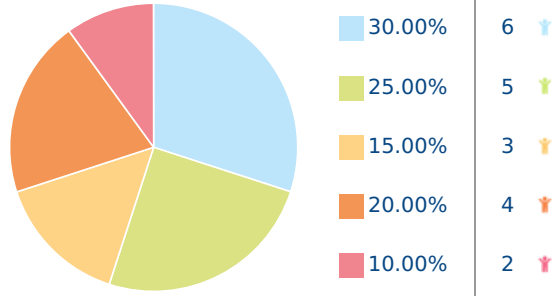
PRUEBA **PA** MEDIA **80.3%** SUJETOS **20**



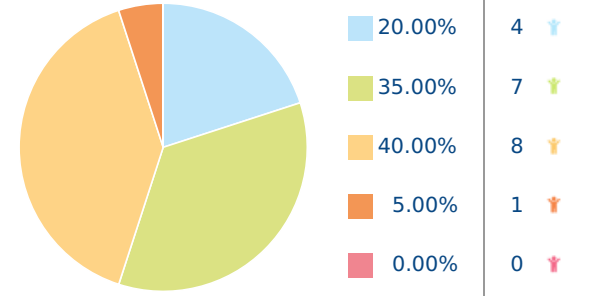
PRUEBA **OP** MEDIA **67.9%** SUJETOS **20**



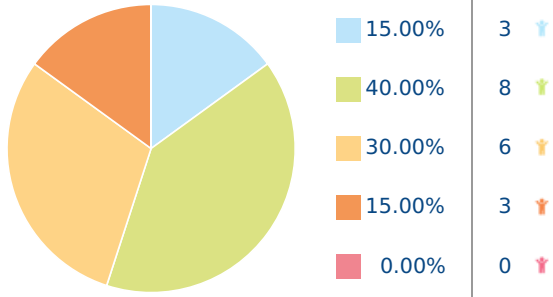
PRUEBA **MA** MEDIA **57.15%** SUJETOS **20**



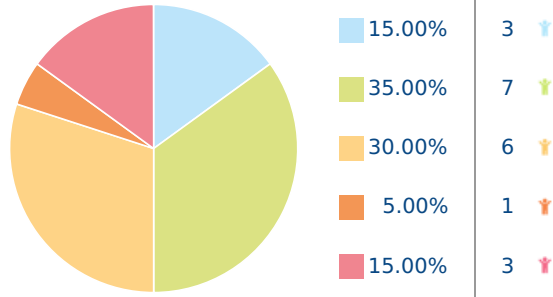
PRUEBA **IGP** MEDIA **60.6%** SUJETOS **20**



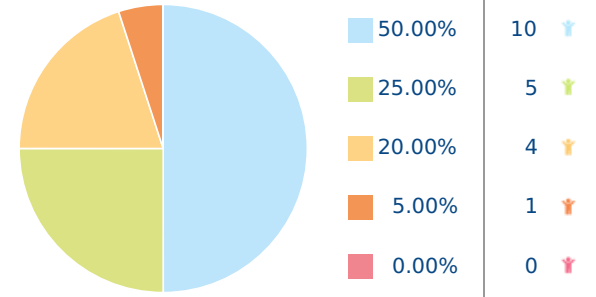
PRUEBA **MO** MEDIA **60.9%** SUJETOS **20**



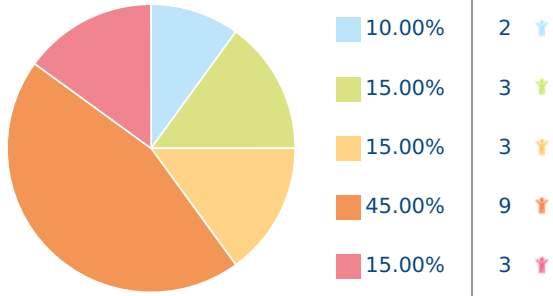
PRUEBA **AC** MEDIA **58.65%** SUJETOS **20**



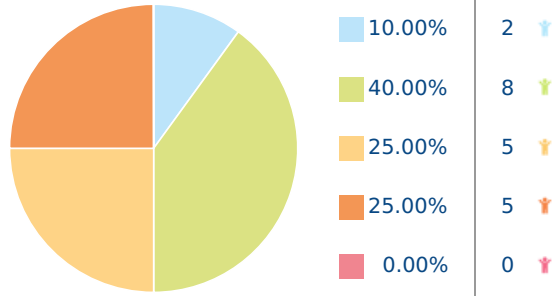
PRUEBA **CP** MEDIA **70.2%** SUJETOS **20**



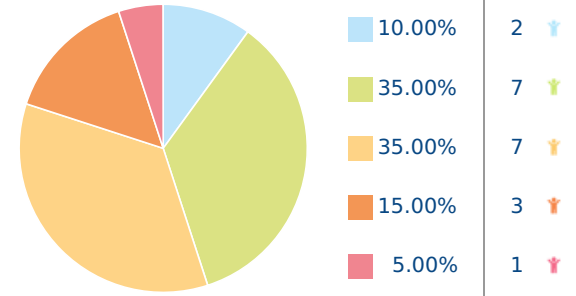
PRUEBA **AE** MEDIA **43.7%** SUJETOS **20**



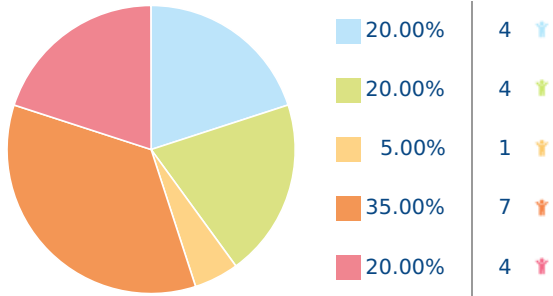
PRUEBA **IGL** MEDIA **58.15%** SUJETOS **20**



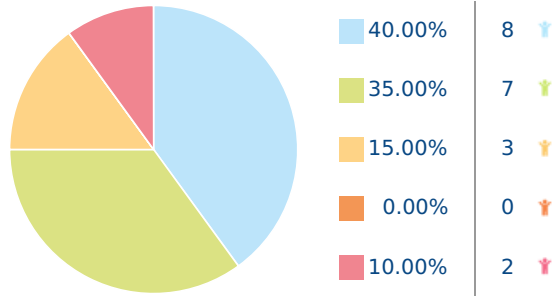
PRUEBA **CL** MEDIA **56.75%** SUJETOS **20**



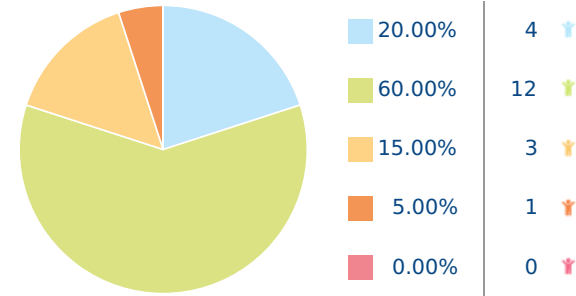
PRUEBA **EF** MEDIA **47.85%** SUJETOS **20**



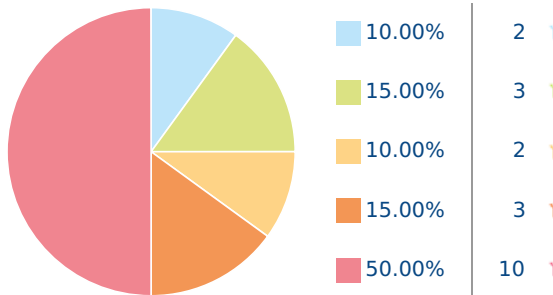
PRUEBA **V2** MEDIA **68.95%** SUJETOS **20**



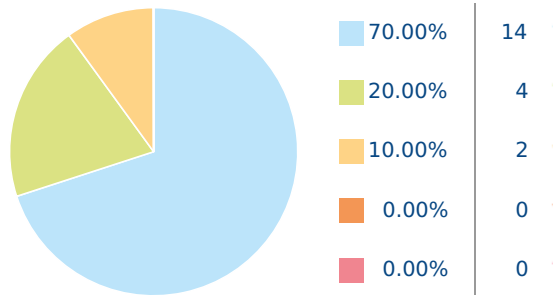
PRUEBA **IGE** MEDIA **68.4%** SUJETOS **20**



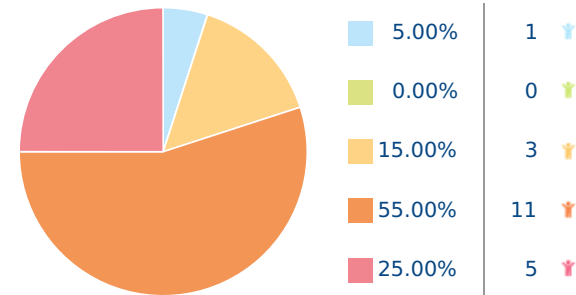
PRUEBA **OR** MEDIA **35%** SUJETOS **20**



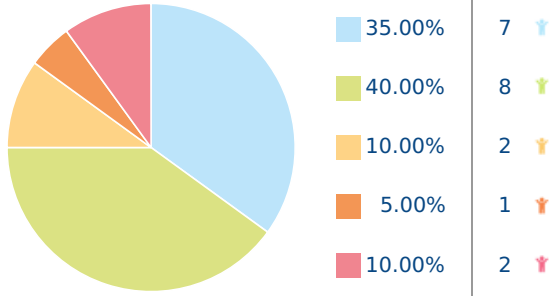
PRUEBA **GR** MEDIA **80.25%** SUJETOS **20**



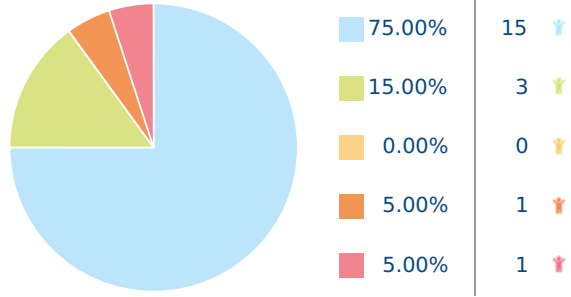
PRUEBA **OF** MEDIA **28.25%** SUJETOS **20**



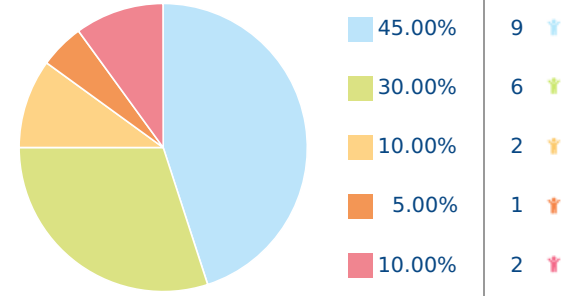
PRUEBA **IGM** MEDIA **67.2%** SUJETOS **20**



PRUEBA **CN** MEDIA **81.8%** SUJETOS **20**



PRUEBA **RP** MEDIA **69.3%** SUJETOS **20**



Alto Medio Alto Medio Medio Bajo Bajo