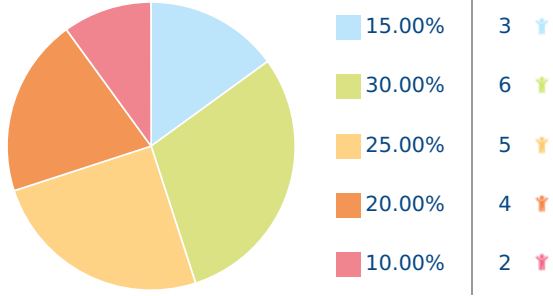


FECHA: 13/11/2020

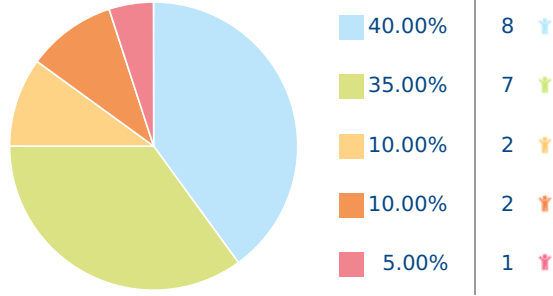
CENTRO		POBLACIÓN				CURSO				AULA			
28000 - GIUNTIEOS		MADRID				4º DE EDUCACIÓN PRIMARIA				1			
Prueba	Población	Sujetos	Medias	Alto > 79		Medio alto > 59 < 80		Medio > 39 < 60		Medio bajo > 19 < 40		Bajo < 20	
				N	%	N	%	N	%	N	%	N	%
IGC	Curso	20	52.35	3	15	6	30	5	25	4	20	2	10
	Aula	20	52.35	3	15	6	30	5	25	4	20	2	10
RE	Curso	20	72.7	8	40	7	35	2	10	2	10	1	5
	Aula	20	72.7	8	40	7	35	2	10	2	10	1	5
PA	Curso	20	64	8	40	6	30	2	10	1	5	3	15
	Aula	20	64	8	40	6	30	2	10	1	5	3	15
OP	Curso	20	67.3	9	45	3	15	4	20	4	20	0	0
	Aula	20	67.3	9	45	3	15	4	20	4	20	0	0
MA	Curso	20	63.35	6	30	5	25	6	30	2	10	1	5
	Aula	20	63.35	6	30	5	25	6	30	2	10	1	5
IGP	Curso	20	62.55	2	10	8	40	9	45	1	5	0	0
	Aula	20	62.55	2	10	8	40	9	45	1	5	0	0
MO	Curso	20	59.95	6	30	4	20	6	30	4	20	0	0
	Aula	20	59.95	6	30	4	20	6	30	4	20	0	0
AC	Curso	20	65.8	6	30	7	35	6	30	0	0	1	5
	Aula	20	65.8	6	30	7	35	6	30	0	0	1	5
CP	Curso	20	67.8	6	30	9	45	2	10	3	15	0	0
	Aula	20	67.8	6	30	9	45	2	10	3	15	0	0
AE	Curso	20	47.75	2	10	3	15	7	35	6	30	2	10
	Aula	20	47.75	2	10	3	15	7	35	6	30	2	10
IGL	Curso	20	47.55	1	5	3	15	13	65	2	10	1	5
	Aula	20	47.55	1	5	3	15	13	65	2	10	1	5
CL	Curso	20	38.6	1	5	1	5	7	35	10	50	1	5
	Aula	20	38.6	1	5	1	5	7	35	10	50	1	5
EF	Curso	20	80.4	16	80	0	0	1	5	1	5	2	10
	Aula	20	80.4	16	80	0	0	1	5	1	5	2	10
PPM	Curso	20	43.25	2	10	0	0	8	40	9	45	1	5
	Aula	20	43.25	2	10	0	0	8	40	9	45	1	5
IGE	Curso	20	50.55	1	5	5	25	7	35	7	35	0	0
	Aula	20	50.55	1	5	5	25	7	35	7	35	0	0
OR	Curso	20	27.15	1	5	2	10	3	15	0	0	14	70
	Aula	20	27.15	1	5	2	10	3	15	0	0	14	70
GR	Curso	20	77.15	9	45	11	55	0	0	0	0	0	0
	Aula	20	77.15	9	45	11	55	0	0	0	0	0	0
OF	Curso	20	47.6	4	20	0	0	8	40	5	25	3	15
	Aula	20	47.6	4	20	0	0	8	40	5	25	3	15
IGM	Curso	20	41.35	2	10	4	20	2	10	6	30	6	30
	Aula	20	41.35	2	10	4	20	2	10	6	30	6	30
CN	Curso	20	58.75	2	10	10	50	5	25	1	5	2	10
	Aula	20	58.75	2	10	10	50	5	25	1	5	2	10
RP	Curso	20	64.5	7	35	7	35	1	5	4	20	1	5
	Aula	20	64.5	7	35	7	35	1	5	4	20	1	5

La información que se muestra en este informe es estrictamente confidencial. Refleja la situación del alumno/a y no debe ser considerada como determinante y/o definitiva.  
 En el Centro sólo podrá acceder a este documento el Departamento de Orientación y tutor/a y siempre con fines exclusivamente pedagógicos.

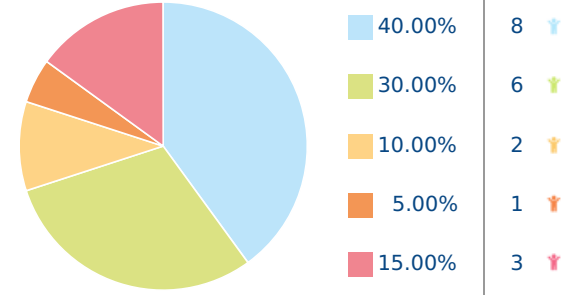
PRUEBA **IGC** MEDIA **52.35%** SUJETOS **20**



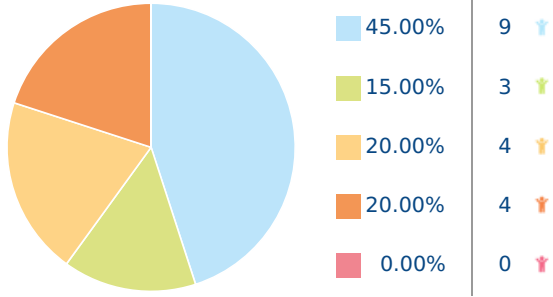
PRUEBA **RE** MEDIA **72.7%** SUJETOS **20**



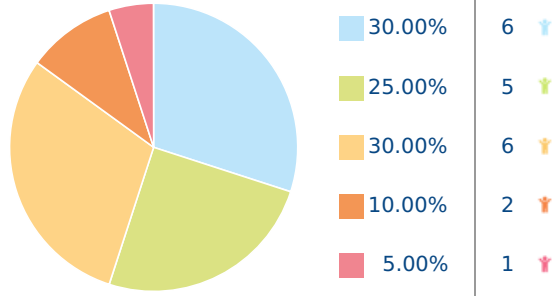
PRUEBA **PA** MEDIA **64%** SUJETOS **20**



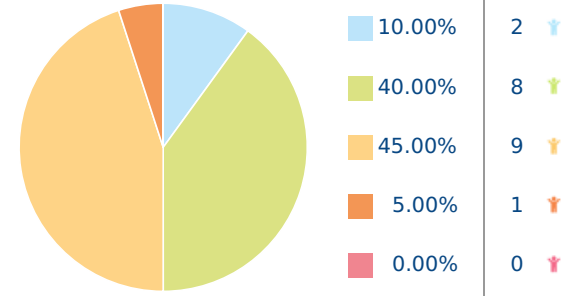
PRUEBA **OP** MEDIA **67.3%** SUJETOS **20**



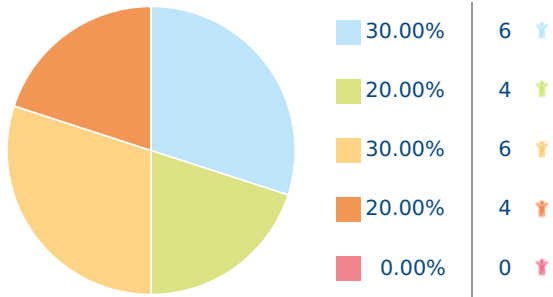
PRUEBA **MA** MEDIA **63.35%** SUJETOS **20**



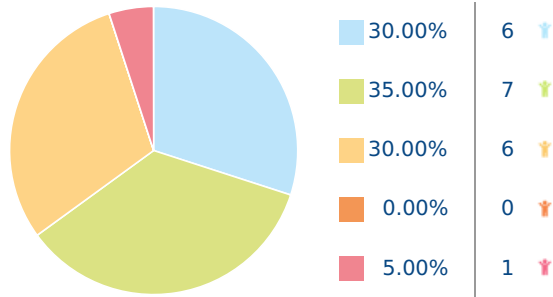
PRUEBA **IGP** MEDIA **62.55%** SUJETOS **20**



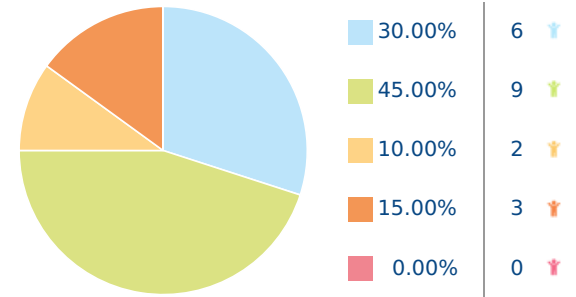
PRUEBA **MO** MEDIA **59.95%** SUJETOS **20**



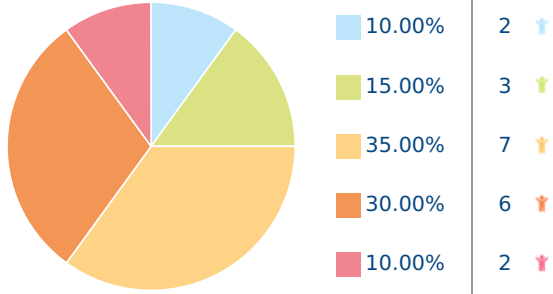
PRUEBA **AC** MEDIA **65.8%** SUJETOS **20**



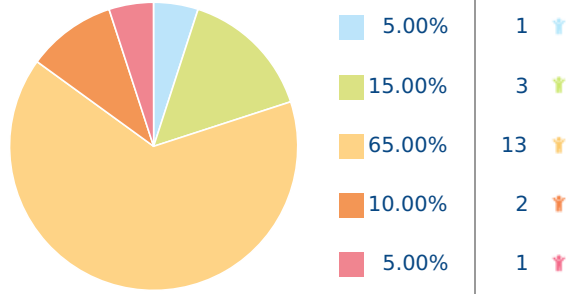
PRUEBA **CP** MEDIA **67.8%** SUJETOS **20**



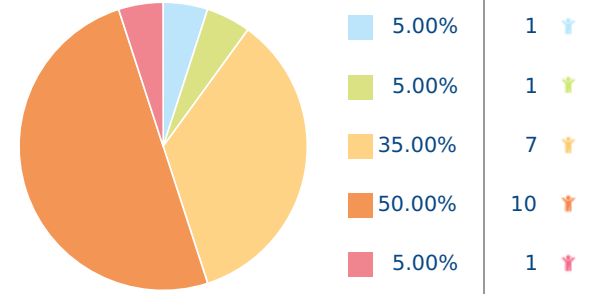
PRUEBA **AE** MEDIA **47.75%** SUJETOS **20**



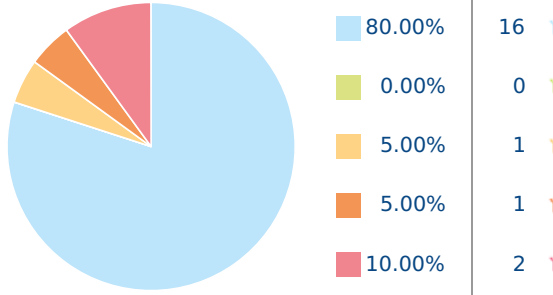
PRUEBA **IGL** MEDIA **47.55%** SUJETOS **20**



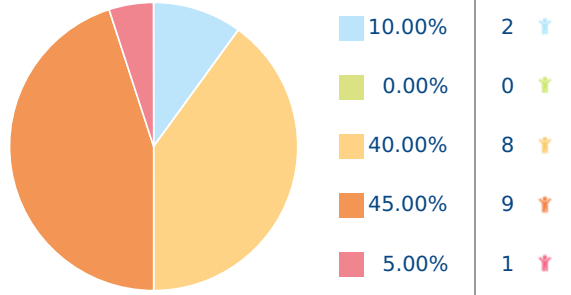
PRUEBA **CL** MEDIA **38.6%** SUJETOS **20**



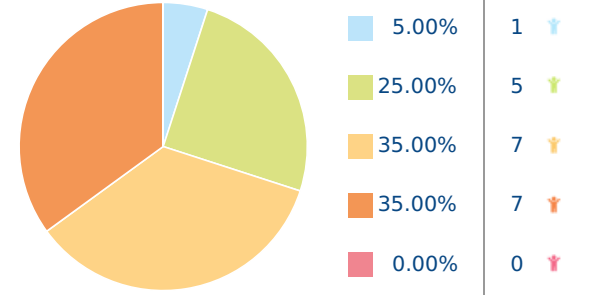
PRUEBA **EF** MEDIA **80.4%** SUJETOS **20**



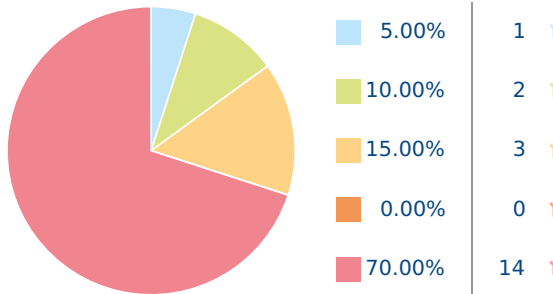
PRUEBA **V2** MEDIA **43.25%** SUJETOS **20**



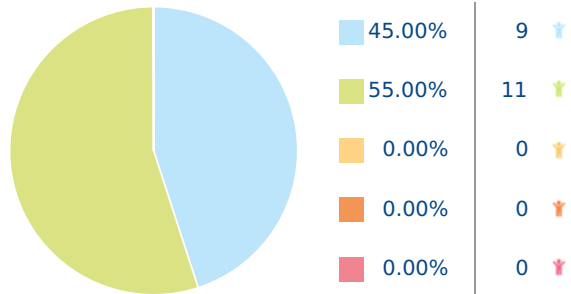
PRUEBA **IGE** MEDIA **50.55%** SUJETOS **20**



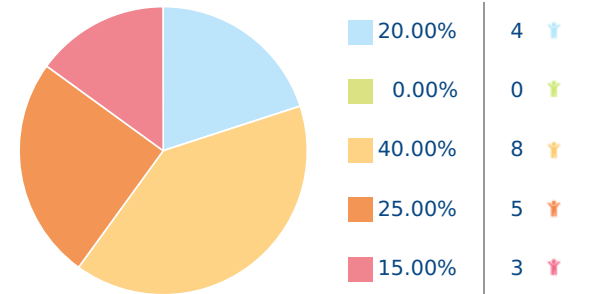
PRUEBA **OR** MEDIA **27.15%** SUJETOS **20**



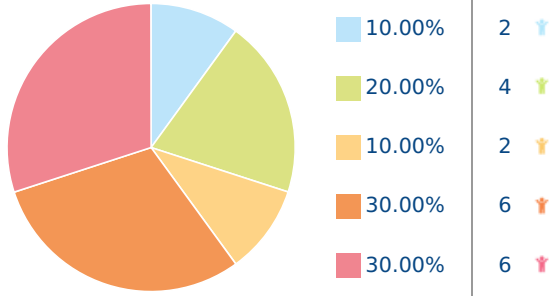
PRUEBA **GR** MEDIA **77.15%** SUJETOS **20**



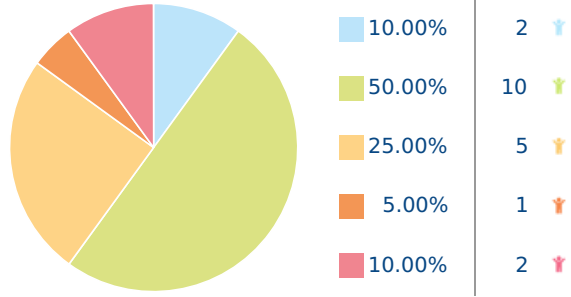
PRUEBA **OF** MEDIA **47.6%** SUJETOS **20**



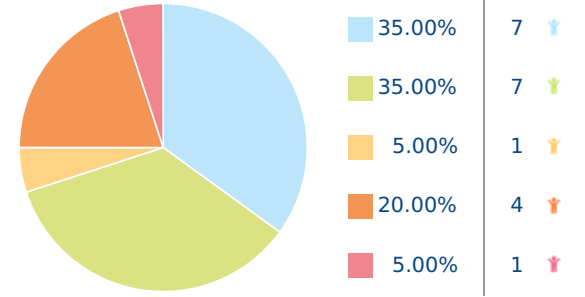
PRUEBA **IGM** MEDIA **41.35%** SUJETOS **20**



PRUEBA **CN** MEDIA **58.75%** SUJETOS **20**



PRUEBA **RP** MEDIA **64.5%** SUJETOS **20**



Alto Medio Alto Medio Medio Bajo Bajo